

PRAGUE, 6 MAY 2021

KB GROUP RESULTS AS OF 31 MARCH 2021

According to IFRS, Consolidated, Unaudited

**THE FUTURE
IS YOU**  **KB**

DISCLAIMER

This document contains a number of forward-looking statements relating to the targets and strategies of the Komerční banka Group. These statements are based on a series of assumptions, both general and specific. As a result, there is a risk that these projections will not be met. Readers are therefore advised not to rely on these figures more than is justified as the Group's future results are liable to be affected by a number of factors and may therefore differ from current estimates.

Readers are advised to take into account factors of uncertainty and risk when basing their investment decisions on information provided in this document.

Results and ratios in this presentation are as of 31 March 2021, unless stated otherwise.

Komerční banka, a.s., public limited company with registered office: Prague 1, Na Příkopě 33/ 969; identification number: 45 31 70 54; registered in the Commercial Register maintained by the Municipal Court in Prague, Section B, file 1360

CONTENTS

Highlights of 1Q 2021

Macroeconomic environment

Business performance

Financial performance

Asset quality & cost of risk

Capital, dividends & outlook for 2021

Appendix

HIGHLIGHTS AS OF 31 MARCH 2021

Solid business volumes

- The total volume of KB Group's lending to customers expanded by 4.0% year on year, mainly driven by lending for housing purposes. The overall volume of standard client deposits within KB Group was up by 10.1%, with strong growth reported in retail as well as corporate segments. The volume of non-bank assets under management leapt up by 5.9%.

Resilient financial performance

- In a quarter influenced by significant restrictions on people's mobility and on some business activities, KB reported an (5.3%) decline in revenues and (1.5%) lower operating expenditures. Net creation of credit risk provisions reached CZK 0.6 billion. Net profit attributable to shareholders decreased by (24.9%) to CZK 2.0 billion.

Strong capital and liquidity

- Indicators of KB Group's capital adequacy and liquidity significantly exceed the applicable regulatory requirements. Capital adequacy reached 22.5% and the ratio of net loans to deposits 68.9%.

Withdrawing from coal sector

- In addition to its strategic steps with a view to reach carbon neutrality in its own operations by 2026, Komerční banka has committed to progressively reduce its exposure to projects actively associated with the coal sector.

Surplus capital distribution delayed by CNB instruction

- The Annual General Meeting consented once again to retain the full 2020 profit in accordance with Czech National Bank instructions. The Board of Directors intends to call an extraordinary shareholders' meeting in the fourth quarter of this year to decide upon dividend distribution in the volume as validated by the regulator.

CONTENTS

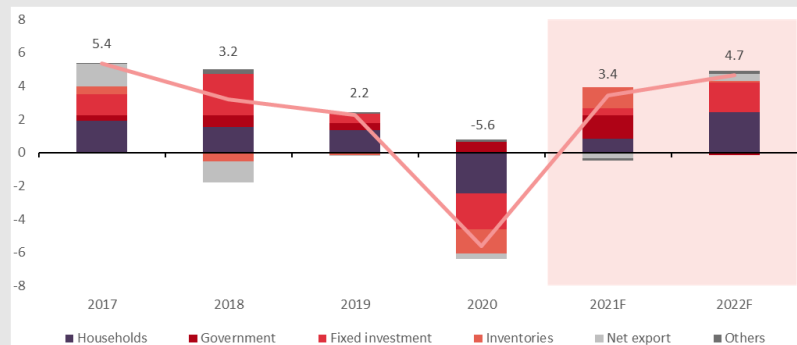
Highlights of 1Q 2021
Macroeconomic environment
Business performance
Financial performance
Asset quality & cost of risk
Capital, dividends & outlook for 2021
Appendix

CZECH ECONOMY STILL IMPACTED BY LOCKDOWN IN Q1, BUT OUTLOOK IMPROVING

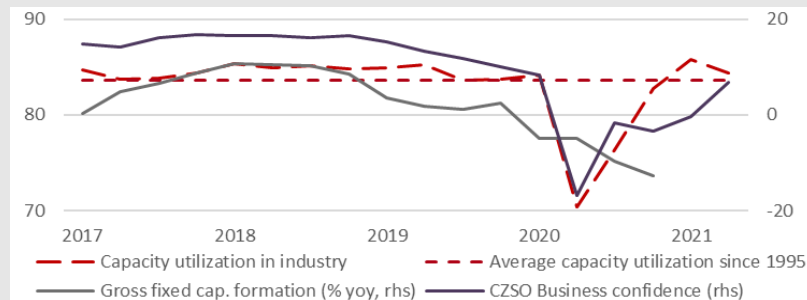
- GDP in 1Q 2021 -0.3% QoQ and -2.1% YoY as per flash estimate. In 2021, Czech economy expected to grow by 3.4%, to be driven by government and household consumption and investments.
- Czech car production in 1Q 2021 up by 2.8% YoY, despite impact from global shortage of semiconductors.
- Unemployment increasing, but still low at 3.2% in February¹ shielded by government's short-time work scheme. Nominal wage growth and disposable income influenced by material personal income tax cut effective from 2021.
- CPI inflation accelerated to 2.3% YoY in March (from 2.1% in February) driven mostly by volatile fuel price. Core inflation remains at elevated level at 3%, but is heading down.
- CZK stronger against EUR +0.4% QoQ, +4.3% YoY. CZK weaker against USD by -4.2% QoQ, but stronger +10.6% YoY.
- Short-term interest rates anchored since last 2W repo rate cut in May 2020: 3M PRIBOR 0.36% (no change this year). Long-term rates gradually rising, picking up on trend from 4Q 20, 10Y IRS at 1.83% (+108 bps YoY) and 10Y CZGB 2.01% (+64 bps YoY) as of 31 Mar 2021.

Notes: Source of indicators Czech Statistical Office, CNB, unless stated otherwise
 1) According to Eurostat, seasonally adjusted
 2) Source: KB Economic Research estimate
 3) Source of historical data: Czech Statistical Office; 2021F and 2022F: forecast of KB Economic Research

Czech GDP growth (% , yoy)³



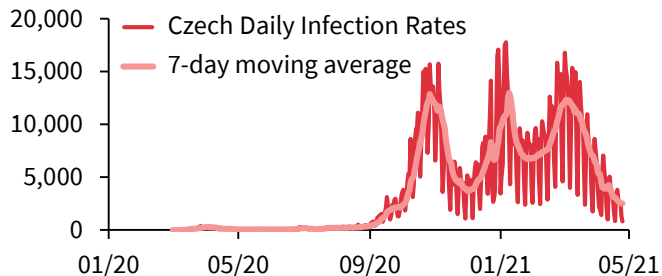
Utilisation of industrial capacities and confidence already sound, fixed investments potentially to follow



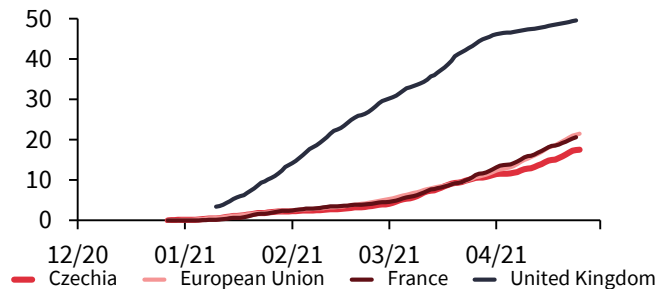
COVID-19 PANDEMIC SITUATION

Accelerating vaccination, gradual opening up of economy and society

Czech Daily Infection Rates



COVID-19 vaccinated per 100 inhabitants



Source: <https://www.worldometers.info/coronavirus>, Ministry of Health of the Czech Republic.



- **Pandemic situation:** Significantly declining numbers of infected people since April. As of 30 April 2021, 9% of population fully vaccinated, 20% of population received at least one shot, 15% officially recovered from Covid-19.
- **Containment measures:** Emergency state terminated on 12 April 2021, replaced by regulations gradually eased in April – May (presence/distance learning on a rotational basis, reopening of non-essential retail and services, but continuing restrictions on hospitality sector, events)
- **Public finance:** Public budget deficit in 2021 at 8.8% GDP (CZK 522 billion), leading to est. 44.8% public debt/GDP in 2021, driven by tax cuts, lower revenues due to the lockdown and higher spending for pandemic relief (subsidies to wages, care-taker benefits, set of support programs for businesses) as well as increased retirement pensions, wages in public sector.
- **Next Generation EU recovery fund:** Czechia will receive approximately CZK 191 billion (3.4% of GDP) in grants, 70% to be committed in 2022, the rest by 2023. The amount of loans provided could reach up to CZK 405 billion.
- **Covid guaranteed lending:** As of 31 March 2021, the banks on the Czech market granted CZK 58.4 billion in loans guaranteed by state's CMZRB and EGAP agencies.
- **Dividend moratoria:** Czech National Bank extended bank dividend limitation for 2021, with the maximum limits at 100 bps RWA, 25% of cumulative 2019+20 profit, CAR higher than OCR+4 p.p., adjusted leverage ratio higher than 7%. Further individual limits to be set by Q3-21 upon SREP, ICAAP, ILAAP.

CONTENTS

Highlights of 1Q 2021
Macroeconomic environment
Business performance
Financial performance
Asset quality & cost of risk
Capital, dividends & outlook for 2021
Appendix

CONTINUOUS INNOVATIONS REFLECTED IN SOUND LEVELS OF CLIENT SATISFACTION

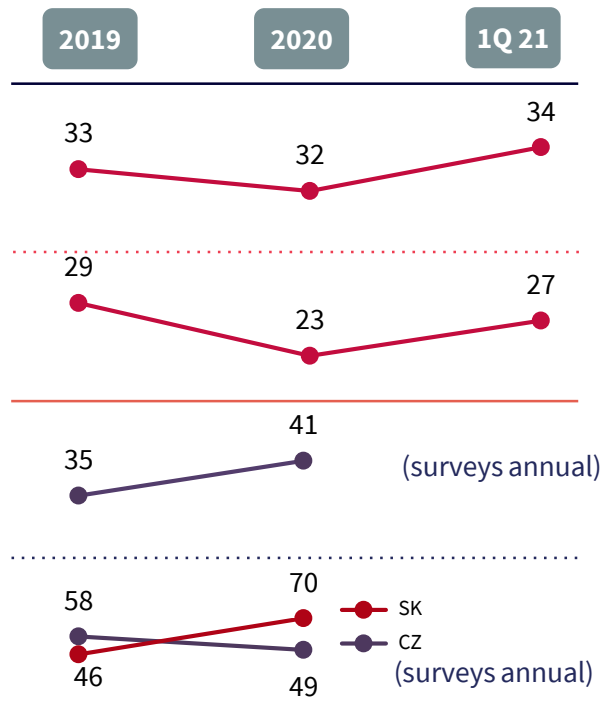
Net promoter score

Individuals

Small businesses

Medium-sized corporations

Large corporations



Net Promoter Score (NPS)

% of Promoters

% of Detractors

Banking identity


KB has launched electronic authentication for clients' access to public services based on banking identity (KB Key). Used immediately by scores of clients for 2021 population census, submission of tax returns, checking of driver's records etc.

Finparada.cz Financial Product of the Year



- 1st place for KB's Personal loans in non-purpose consumer loan category
- 3rd place for Modrá pyramida's Wise savings in building savings category

Mastercard Awards 2020



- "Advisors Special Mention" to KB SmartPay for the 'Czechia pays by card' project during the pandemic
- "Fastest growing card" for KB's 4U credit card

BANKING RESPONSIBLY AND SUSTAINABLY

TOP EMPLOYER



KB won the first place in the banking and investments category of the “Top Employer” survey among university students organised by the Students and Graduates Association and conducted by GfK

SGEF GOES GREEN

Loans with a sustainable positive impact provided by SGEF in 2020 reached CZK 952 million, or 7.7% of the total portfolio (4.1% in 2019), including financing of public buses, equipment for waste sorting, forest care, electric utility vehicles, healthcare instruments etc.

WITHDRAWING FROM COAL

Further to its strategic steps with a view to reach carbon neutrality in its own operations by 2026, Komerční banka has committed to progressively reduce its exposure to projects actively associated with the coal sector. On this basis, Komerční banka is no longer providing new financial products to clients who have more than 50% of their revenue linked to coal, except for projects for transition to low carbon energy technologies. For current clients who have more than 25% of their revenue linked to the thermal coal sector, KB refrains from providing new products or services unless there is a public time-bound transition plan to exit coal-linked activities

SHARING GOOD PRACTICE

KB launched a new Společně udržitelně (Sustainably together) web portal, which provides examples of good practice and advise on transition to more sustainable business undertaking

VOLUNTEERING

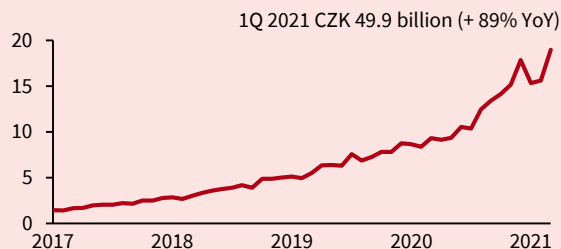
KB Group employees continued their volunteering activities, including the annual Uklidme Česko (Tide up Czechia) campaign

PHILANTHROPY

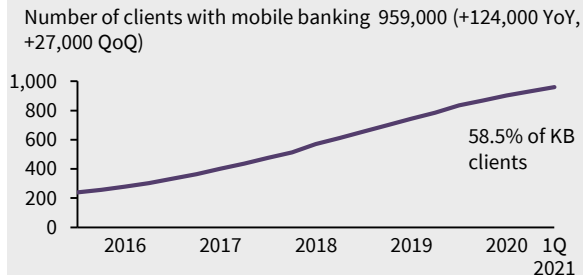
The KB Jistota foundation started new long-term cooperation with INCIEN focused on development of circular economy. The foundation also launched campaign for support of single parents in difficult life and health situations

CONTINUED TRANSITION TO DIGITAL BANKING

Mobile banking – volume of payments (CZK billion per month)

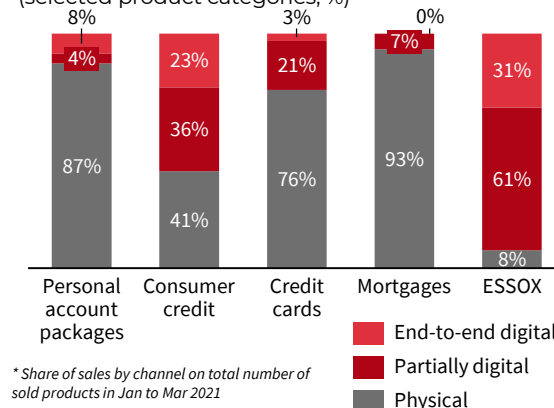


Growing mobile banking penetration

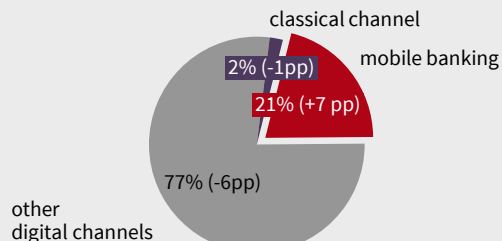


Share of sales by channel*

(selected product categories, %)

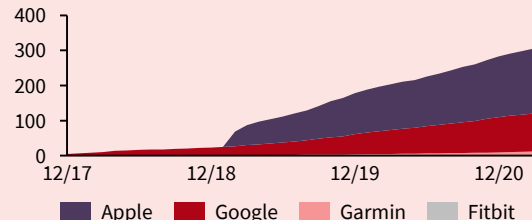


Share of channels on number of transactions (1Q 2021) (yoY change in brackets)

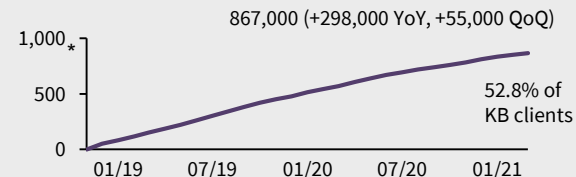


Digital wallet use

Number of tokenized payment cards 306,000 (+102,000 YoY, +23,000 QoQ)

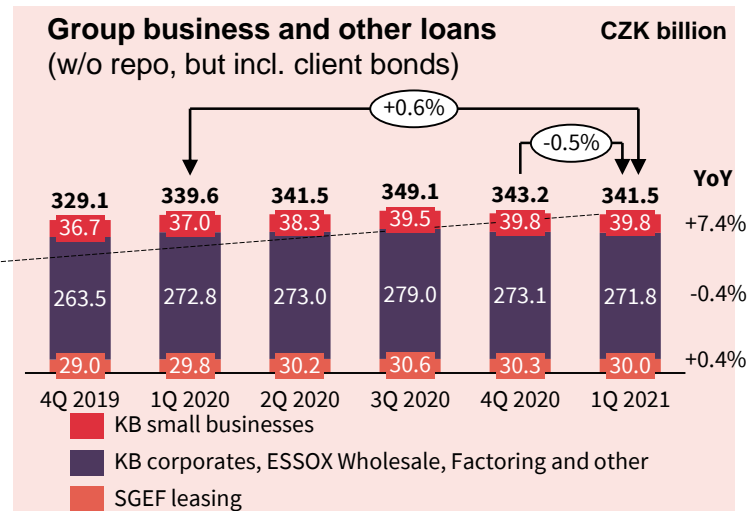
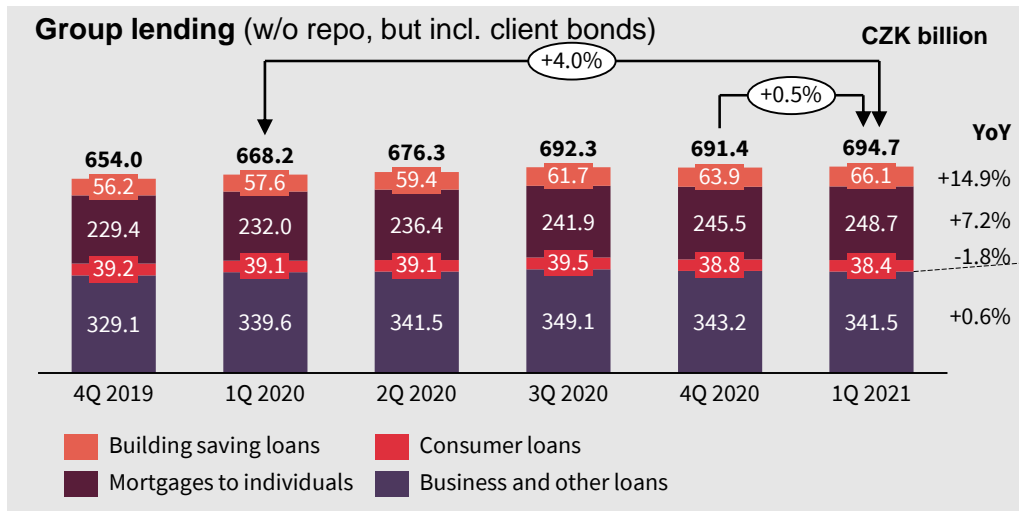


KB Key authentication

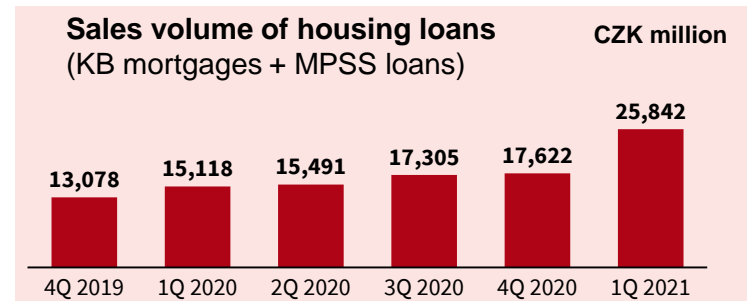


* number of clients with active authentication via app, thousands

GROSS LENDING EXCLUDING REPO UP 4.0% YOY



- Gross amounts due from clients (including repo operations and debt securities issued by KB's corporate clients) +3.6% YoY, 0.6% QoQ to CZK 695.4 billion
- Net loans to deposits ratio at 68.9%. Liquidity coverage ratio 204%
- Record high quarterly sales of mortgages combining healthy new demand and strong refinancing push
- Business lending growth mainly driven by working capital financing. Strong structured financing. Contribution from guaranteed lending in COVID programmes
- Negative contribution from 4.3% YoY appreciation of CZK v. EUR (to CZK value of EUR denominated loans to businesses) represents 0.7% of total lending



SELECTED DEALS OF THE 1Q 2021

OIL AND GAS



NET4GAS, s.r.o.

Reg S, Senior Unsecured 7Y floating rate
and 10Y fixed rate bonds

CZK 4,098,000,000
CZK 6,900,000,000

Joint Lead Manager and Active Bookrunner

2021

TRANSPORTATION

| **STUDENT** | **AGENCY** |

STUDENT AGENCY k.s.

Financing COVID PLUS

CZK 400,000,000

Lender

2021

SPECIAL MACHINERY



CZG - Česká zbrojovka Group SE

Reg S, Senior Unsecured Floating Rate
Bonds Due March 2027

CZK 5,000,000,000

Joint Lead Manager, Fiscal and Paying Agent

2021

REAL ESTATE



NEW PROJECT UNGELT/SEKYRA:
SMÍCHOV CITY

Real Estate and Syndicated Financing

CZK 1,800,000,000

Facility and Security Agent, Lender

2021

MUNICIPALITIES

OSTRAVA!!!

Statutární město Ostrava

Investment Loan

CZK 207,000,000

Sole Lender

2021

MUNICIPALITIES



Statutární město Zlín

Investment Loan

CZK 500,000,000

Sole Lender

2021

MUNICIPALITIES



Olomoucký kraj

Investment Loan

CZK 1,000,000,000

Sole Lender

2021

ELECTRICAL EQUIP. MANUFACTURING



RECUTECH s.r.o.

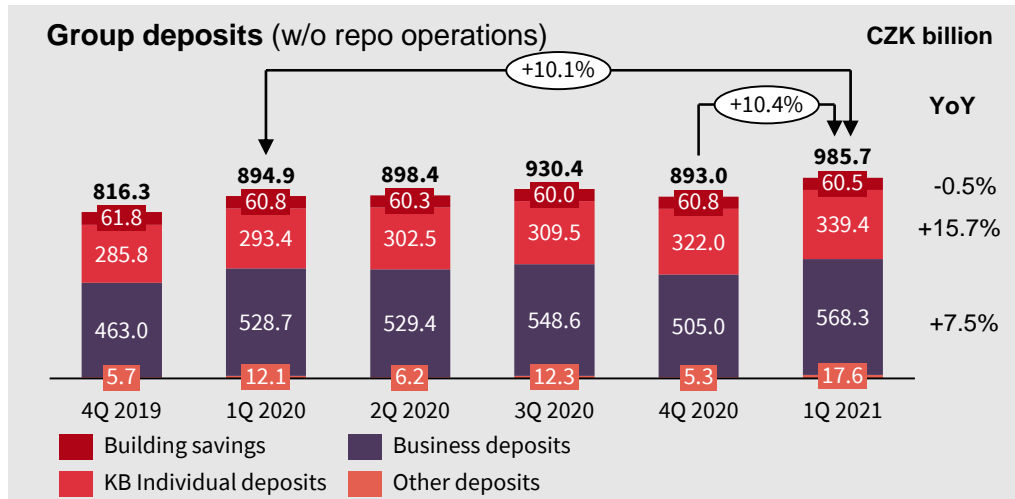
Investment Loan

CZK 250,000,000

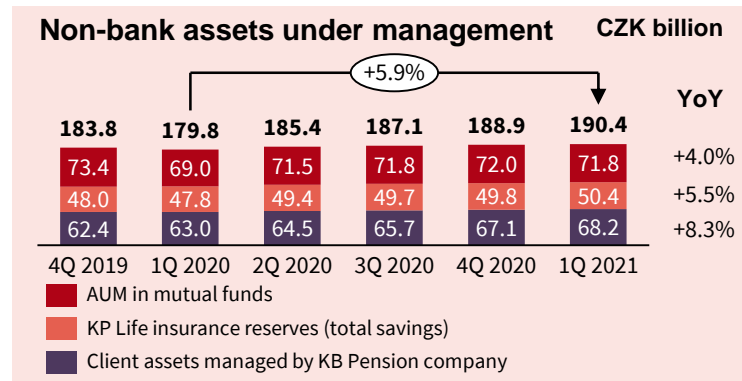
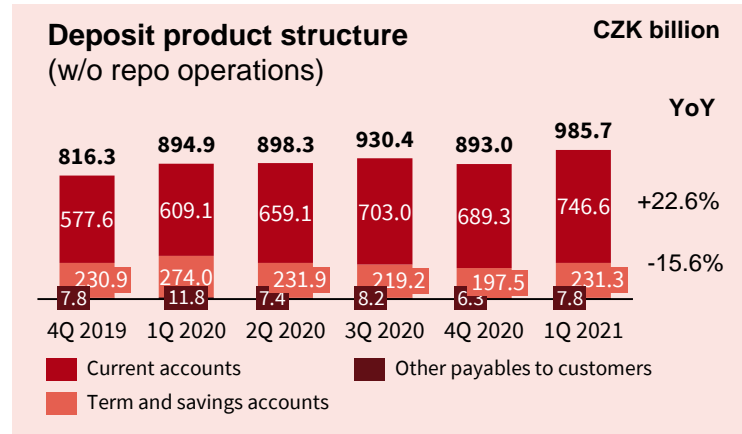
Sole Lender

2021

CLIENT DEPOSITS ROSE BY 10.1% YOY



- Total amounts due to clients (including repo operations with clients) +9.6% YoY, +11.7% QoQ to CZK 1,012.5 billion
- Sales of mutual funds shifted toward equity/balanced solutions with volumes in fixed income funds declining
- Lower building savings linked to decreasing average remuneration. Increase in new sales of savings contracts

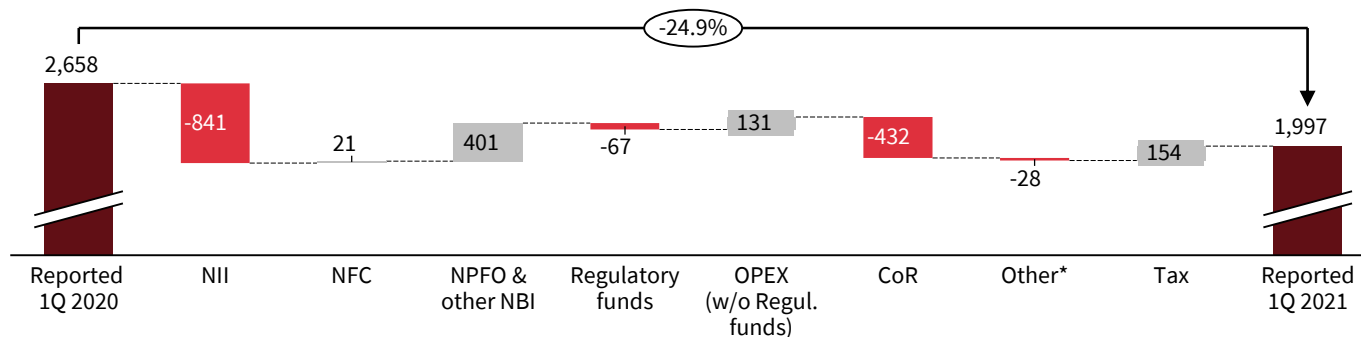


CONTENTS

Highlights of 1Q 2021
Macroeconomic environment
Business performance
Financial performance
Asset quality & cost of risk
Capital, dividends & outlook for 2021
Appendix

RESILIENT RESULT DESPITE DEEP ECONOMIC DOWNTURN

Drivers for year on year change in attributable net income (as of 31 March 2021)



*Other includes: Income from share of associated companies, Profit/(loss) attributable to exclusion of companies from consolidation, Net profits on other assets and Profit attributable to the Non-controlling owners

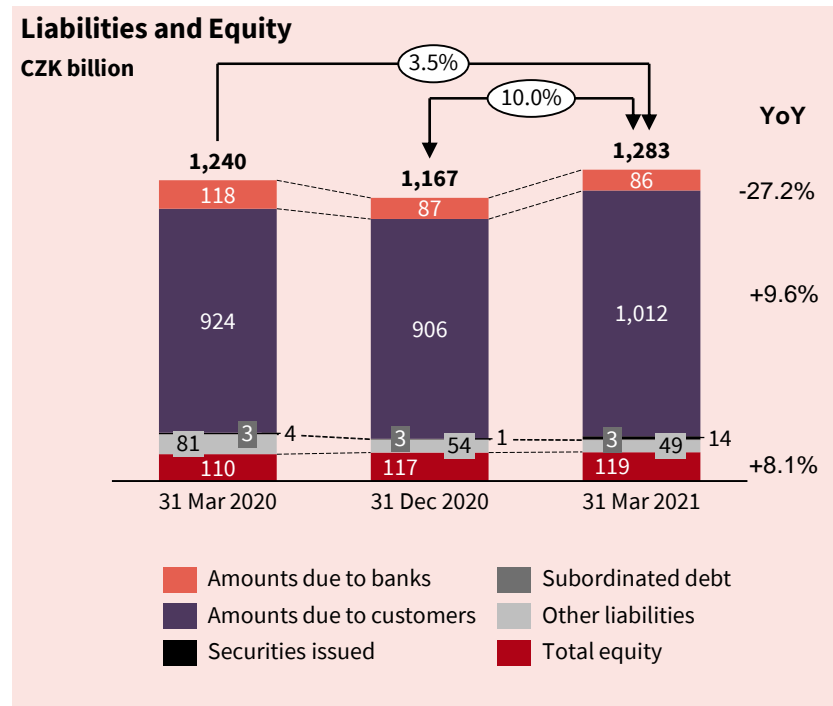
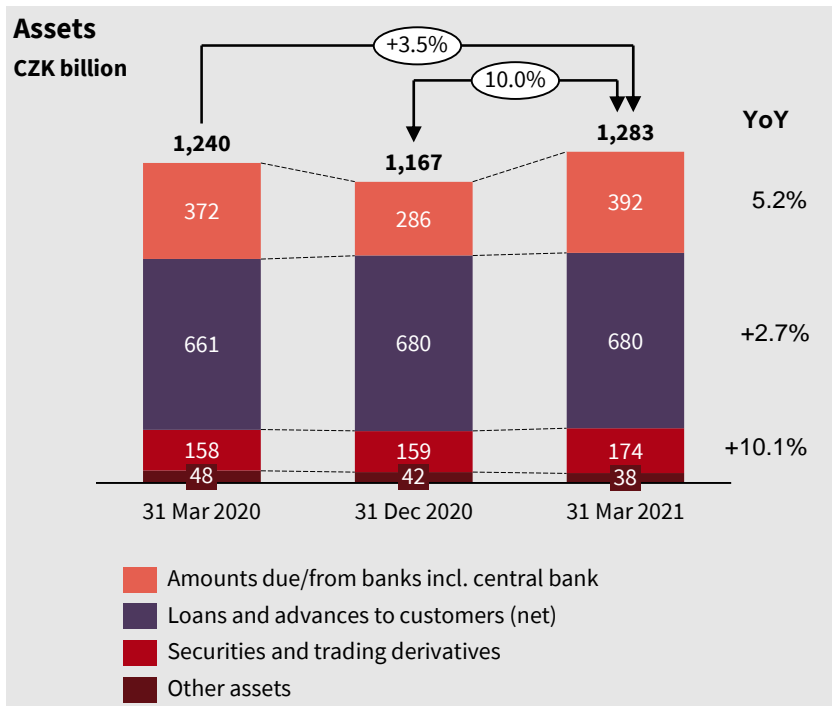
Profitability indicators for 1Q 2021

Return on average equity	Return on average Tier 1 capital	Return on average tangible equity	Return on average assets
7.0% 9.1%**	8.2% 10.7%**	7.7% 10.0%**	0.7% 0.9%**

** Assuming linear accrual of regulatory funds charges over the whole year (IFRIC 21 linearisation)

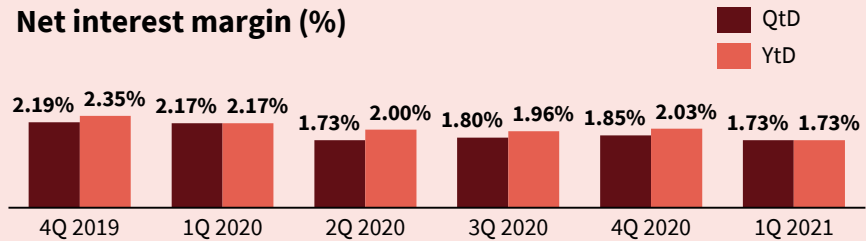
BALANCE SHEET GROWTH DRIVEN BY CLIENT DEPOSITS AND RETAINED EARNINGS

STATEMENT OF FINANCIAL POSITION



NII STILL AFFECTED BY FALL IN INTEREST RATES

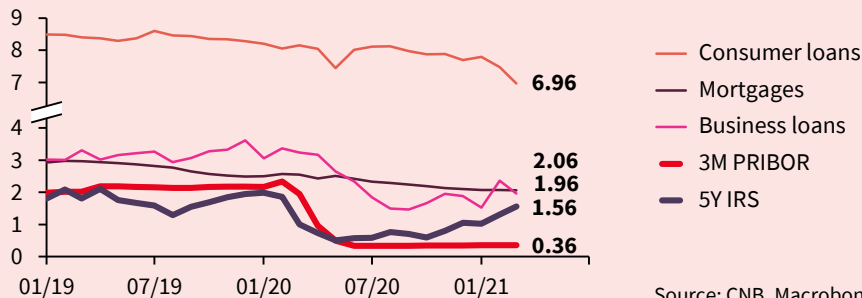
Net interest margin (%)



- NII from loans – influenced by volume growth of housing loans and small business lending, improved spread on some corporate loans
- NII from deposits – hit by fall in reinvestment yields, maturing older reinvestments at higher yield

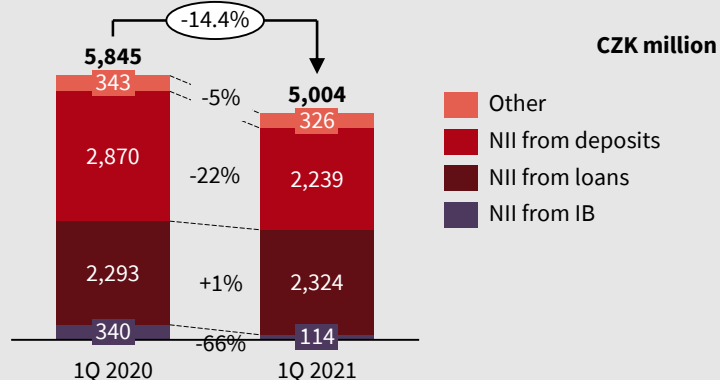
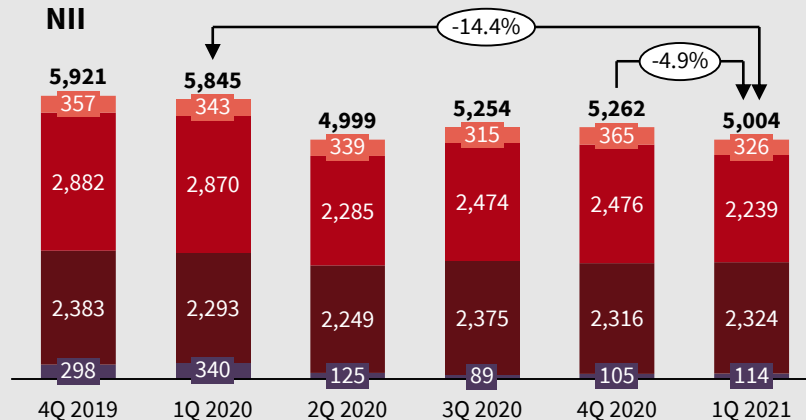
Average market rates on new CZK loans (%)

(until March 2021)



Source: CNB, Macrobond

NII

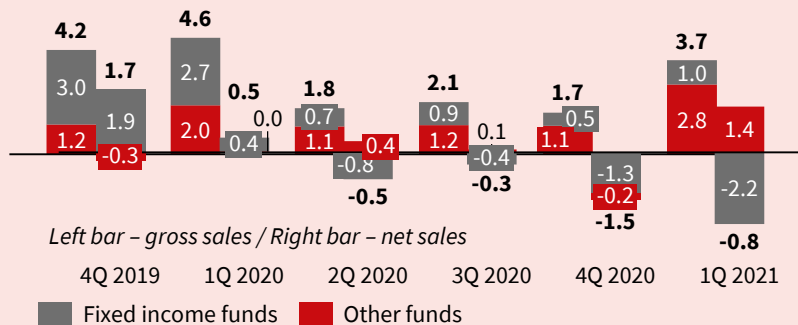


FEES REBOUND DRIVEN BY DCM SERVICES, MUTUAL FUNDS

- **Transaction fees** – further impact from new lockdown mainly on number of cash and at-branch transactions
- **Deposit product fees** – reflecting stable number of accounts, clients upgrading account packages
- **Loan fees** – lower fees from consumer and small business loans, higher commissions paid for mortgages.

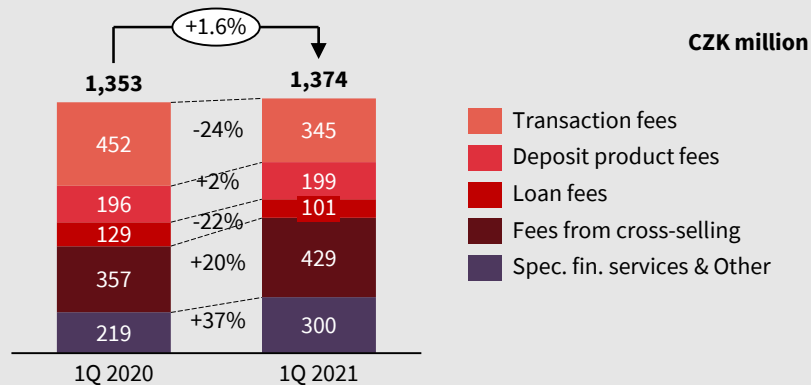
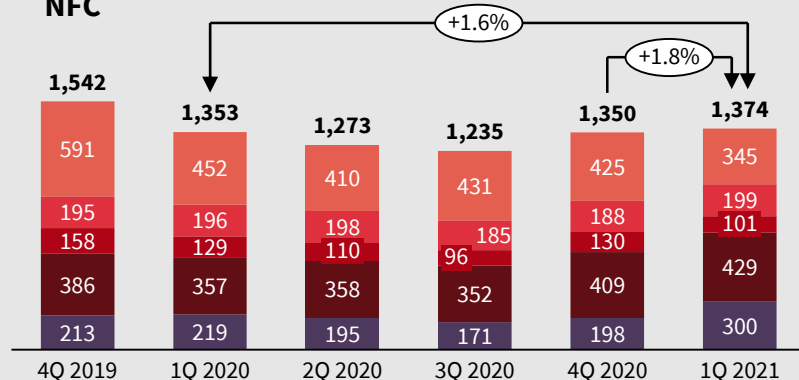
Gross and net sales of mutual funds

CZK billion



- **Fees from cross-selling** – driven by income from mutual funds
- **Specialised financial services and other fees** – boosted by exceptionally strong capital markets activity in 1Q 2021

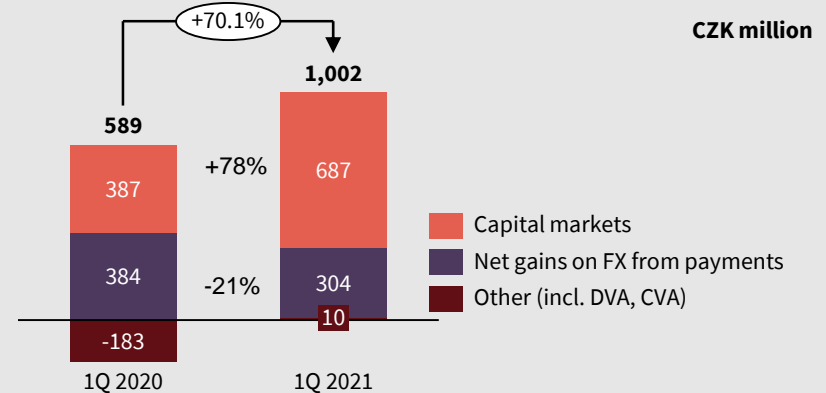
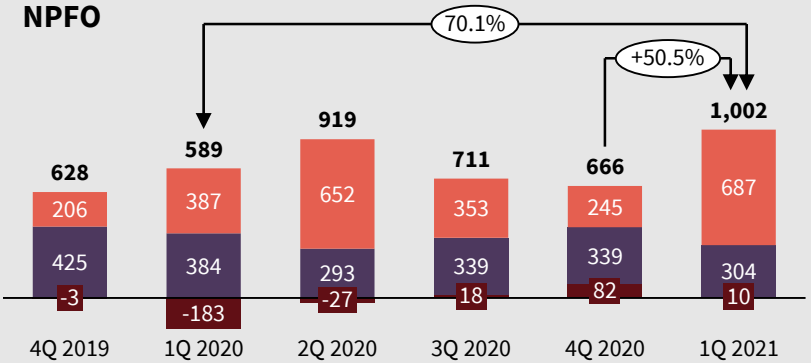

NFC



Q1 BOOSTED BY HEDGING OF NEW DEALS, VOLATILITY

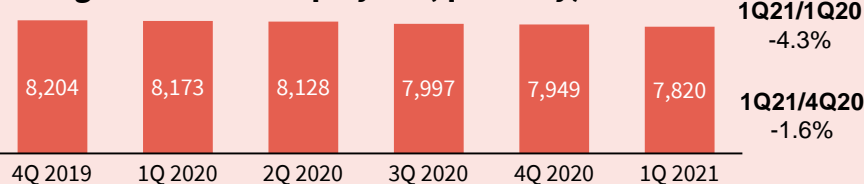
- Higher currency volatility and anticipation of rising interest rates sparked stronger client demand for IR and FX hedging
- KB in leading roles in a few exceptional significant capital market deals
- Bond sales desk benefitted from increased supply of Czech government bonds met with solid investor demand
- Gains on FX from payments still suffering from constrained inbound and outbound travelling and related currency conversions

Quarterly DVA contribution to NPFO



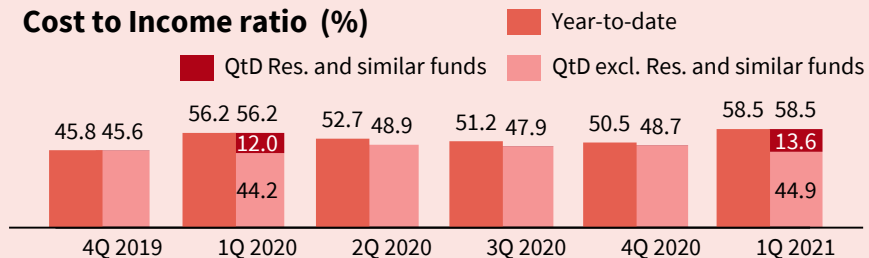
SAVINGS OFFSET HIGHER REGULATORY COSTS AND DIGITALISATION

Average number of employees (quarterly)

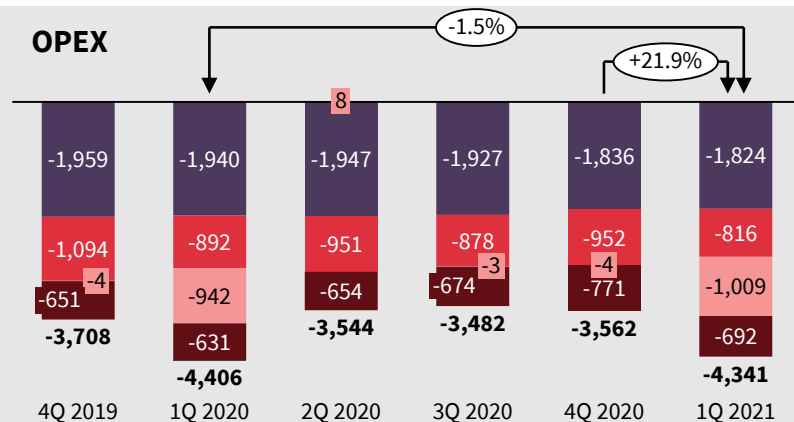


- Personnel costs – 1Q 2021 average FTE -4.3% YoY, stable base salaries in 2021, lower bonus accrual
- Administrative costs – savings across the board, drop influenced by Covid-19 expenditures in 1Q 2020 and a stronger seasonal decrease in 1Q 2021
- Regulatory funds – Bank sector charge for RES fund up 15% YoY
- D&A driven by new & upgraded software and IT equipment

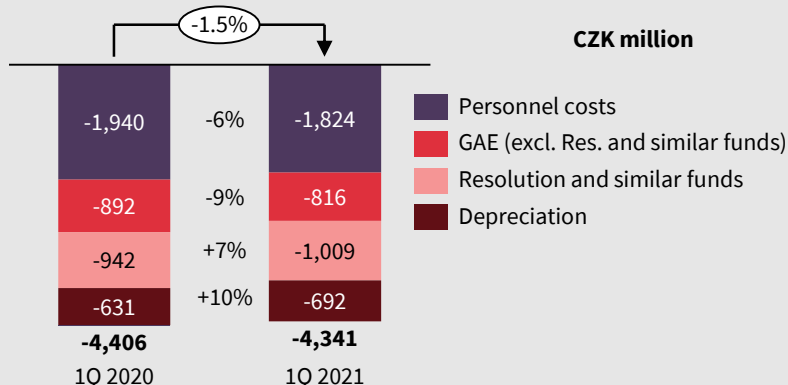
Cost to Income ratio (%)



OPEX



CZK million



CONTENTS

Highlights of 1Q 2021

Macroeconomic environment

Business performance

Financial performance

Asset quality & cost of risk

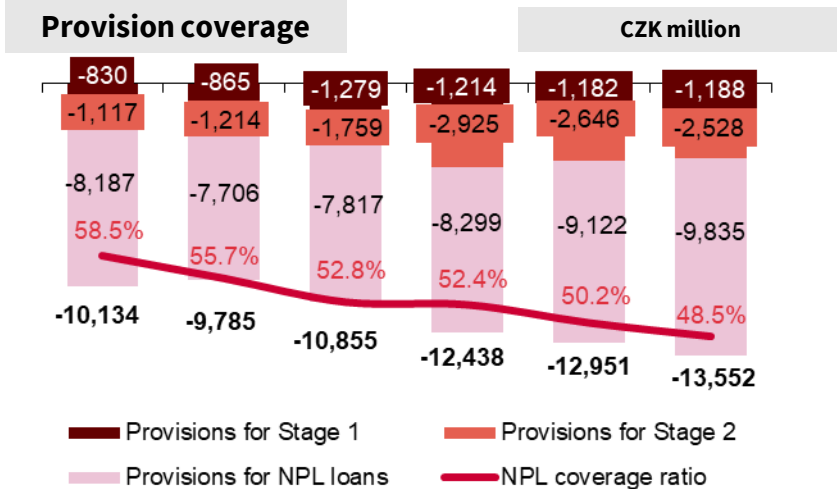
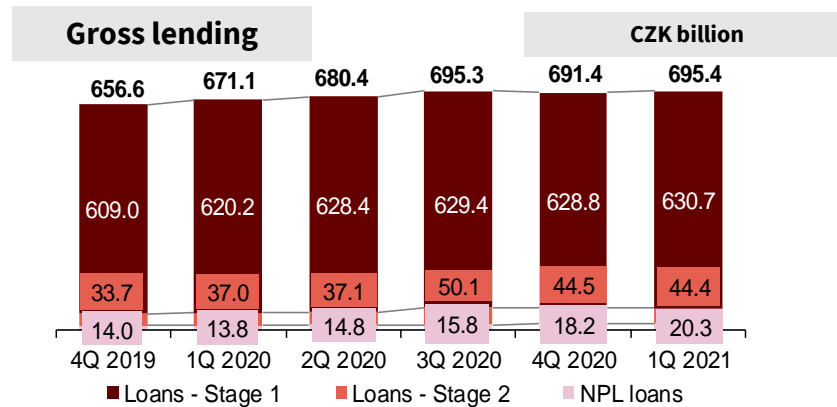
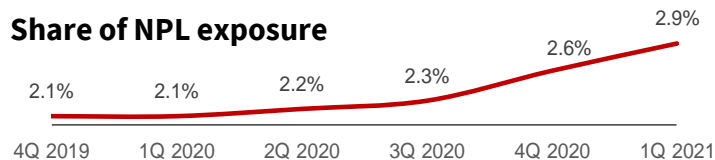
Capital, dividends & outlook for 2021

Appendix

1Q 2021 ASSET QUALITY

- Loan exposure up by 3.6 % YoY, up by 0.6% QoQ
- Confirmed resilience of KB loan portfolios
 - Stable share of Stage 2 exposures below 6.5%
 - Contained risk profile of terminated moratorium portfolios (default rate below 8%, payment incidents rate below 1%)
 - Contained increase of NPL ratio to 2.9%
- Moderate contraction of NPL provision coverage ratio to 48.5%
 - Successful resolution of one corporate client situation
 - New retail defaults covered with entry level provision coverage

Share of NPL exposure

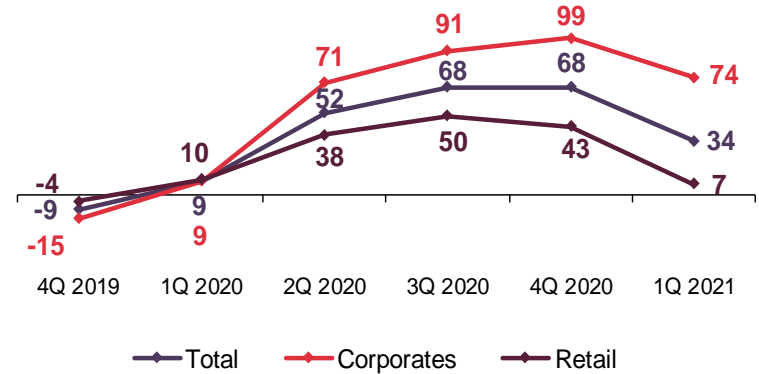


COST OF RISK DEVELOPMENT

- 1Q 2021 CoR net creation at CZK 586 million
- CZK 545 million on corporate portfolios
 - Provisions creation concentrated on a small number of client situations
 - Limited migration intensity into NPL
 - Preventive rating downgrades within performing portfolios
- CZK 69 million on retail portfolios
- Limited reversals on IFRS9 provisioning model reserves

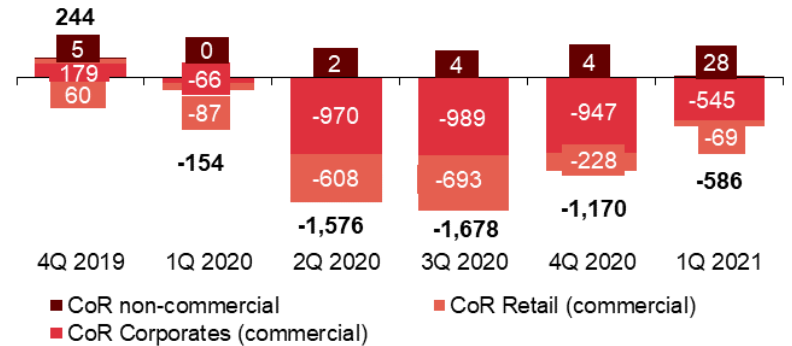
Total Cost of Risk

(Year-to-date, in basis points)



Total Cost of Risk development

CZK million



CONTENTS

Highlights of 1Q 2021

Macroeconomic environment

Business performance

Financial performance

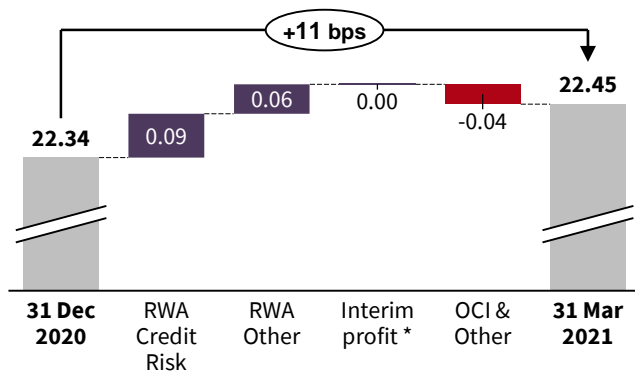
Asset quality & cost of risk

Capital, dividends & outlook for 2021

Appendix

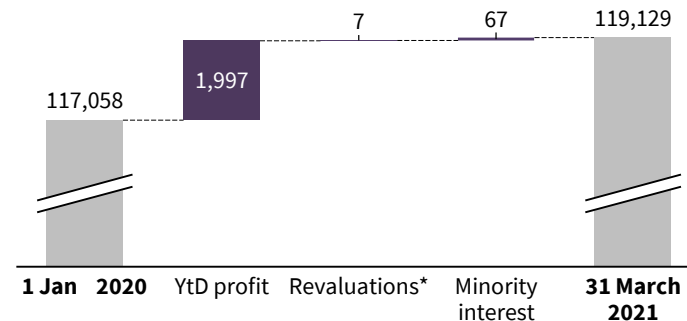
EARNINGS OF 2020 TO INCREASE CAPITAL BASE IN 2Q 21

Contributions to capital adequacy ratio in 2021 (%)



* In 2021, a dividend provision of 100% is applied on profit of the current year

Contributions to equity in 2021 (CZK million)



* Re-measurement of securities, cash flow hedges, FX positions and pension benefits

Regulatory capital indicators

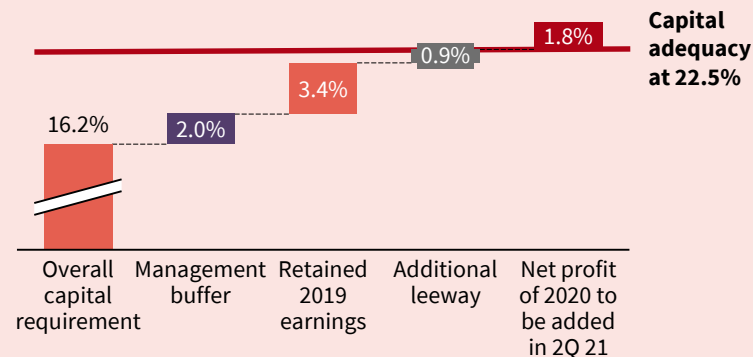
	Total capital adequacy	Core Tier 1 ratio	Total capital (CZK billion)	CET1 capital (CZK billion)	Total RWA (CZK billion)	Credit RWA (CZK billion)	RWA / Total assets
Current	22.5%	21.8%	100.5	97.7	447.7	374.3	34.9%
31 Dec 2020	22.3%	21.7%	100.7	97.9	450.6	375.9	38.6%
31 Mar 2020	20.8%	20.2%	94.7	91.9	455.6	376.6	36.7%

RETURN TO NORMAL CAPITAL MANAGEMENT POSTPONED BY EXTENSION OF DIVIDEND RESTRICTIONS

- In March 2021, the CNB announced that it is setting the profit distribution restrictions in co-ordination with other regulators within the ESRB. The CNB has recommended that KB refrains from making any dividend distribution from its profits unless mutual consensus is reached through prior joint discussion between KB and the supervisory authority.
- The CNB has set limits for maximum dividends from the profits of 2019 and 2020, applicable for all banks under CNB's supervision.
- Among the announced limits, the lowest and thus most relevant for KB is the value of 100 bps of the total RWA as of 31 December 2020, which corresponds to approximately CZK 4.5 billion or CZK 23.71 per share.
- In the following step, the CNB will assess on an individual basis the risk profile and business model of the institutions, which assessment may lead to further decrease of the generally applicable limits.
- The CNB said it expects to be ready to communicate the results of the assessment of the proposals for dividend payments during 3Q 2021.
- Komerční banka's Board of Directors intends to call in 4Q 2021 an extraordinary general shareholders' meeting once the payment of dividends is validated by the regulator.

Limitations for dividend payouts as set by the CNB for all Czech banks	Corresponding payout (CZK million)	Corresponding DPS (CZK)	As % of 2019+2020 profit	Pro forma impact on CAR 4Q 2020
100 bps of RWA as 31 Dec 2020	4,506	23.71	19.50%	-1.00%
25% of cumulative 2019 + 2020 net profit	5,765	30.33	25.00%	-1.28%
≥ OCR + 4 p.p.	9,636	50.70	41.80%	-2.14%
Adjusted leverage ≥ 7%	21,763	114.51	94.40%	-4.83%

KB's capital position vis-à-vis regulatory requirement



BASELINE OUTLOOK FOR 2021 (UPDATE AS OF MAY)

Investors are advised to consider higher than usual level of uncertainty and risks

Macroeconomic assumptions

- Czech economy expected to grow slightly after a sharp drop in 2020, supported by proactive economic policy. Growth should be driven mainly by household consumption. Investments to pick up slightly.
- Average consumer price inflation expected to reach 2.5%, with core inflation around 2.8%.
- Monetary policy rates expected stable for most of the year, first hike expected during Q4.

Banking market outlook

- Lending market to grow at mid-single digit pace in 2021 with housing loans still relatively faster. Consumer lending and business lending to accelerate later in the year with improved confidence.
- Bank deposits should grow again strongly, faster than loans, both in retail and corporate.

KB business outlook

- KB Group lending to grow at higher mid-single digit pace in retail, mid-single digit in corporate segments.
- Deposit growth at high-single digits, both in retail & corporate, except for flattish Modrá pyramida.
- Implementation of KB Change 2025 strategy, beginning of gradual migration to the new digital bank.

KB financial outlook

- Revenues flattish due to continued pressure on NII from YoY lower interest rates affecting reinvestment yields. NFC to rebound by mid-single digits on improved economic activity and cross-selling. NPFO should increase by high-single digit figure driven by hedging of recovering investment loans, return of travel related flows.
- OPEX to remain flattish, with higher costs related to digital transformation offset by lower personnel expenses, reflecting savings at headquarters and downsizing of branch network.
- Risk costs in FY 2021 expected to materially decrease from the 2020 peak, reflecting the latest update of KB base line macroeconomic scenario and continuing government support.

Potential risks to the outlook

- Insufficient vaccination results, worsening pandemic situation leading to recurring lockdowns.
- Worsening external environment, such as a further recession in the Eurozone.
- Abrupt change in the fiscal policy, withdrawal of stimulus or low transmission of tax cuts to demand.
- Further decline in CZK interest rates, large shifts in FX rate.

CONTENTS

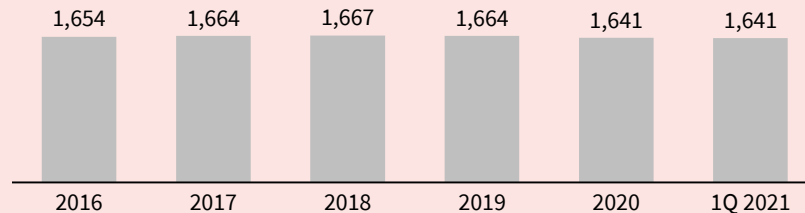
Highlights of 1Q 2021
Macroeconomic environment
Business performance
Financial performance
Asset quality & cost of risk
Capital, dividends & outlook for 2021
Appendix

NUMBER OF CLIENTS AND DISTRIBUTION NETWORK

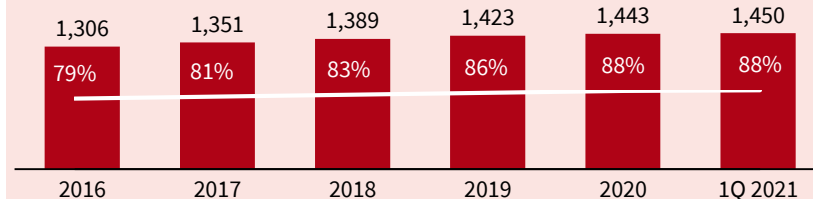
	1Q 2020	1Q 2021	YoY
Number of clients			
KB Group's clients	2,350,000	2,286,000	-64,000*
Komerční banka	1,663,000	1,641,000	-23,000
– individual clients	1,407,000	1,391,000	-16,000
– internet banking clients	1,431,000	1,450,000	19,000
– mobile banking clients	836,000	959,000	124,000
Modrá pyramida	488,000	486,000	-2,000
KB Penzijní společnost	530,000	525,000	-5,000*
ESSOX (Group)	195,000	145,000	-50,000*
Distribution network			
KB Retail branches	332	242	-90
Modrá pyramida points of sale	202	199	-3
SGEF branches	9	9	0
ATMs	800	823	23
of which deposit-taking	395	449	54
of which contactless	253	421	168
Number of active debit cards	1,403,000	1,413,000	9,000
Number of active credit cards	181,000	182,000	1,000
Number of cards virtualized into payment apps	204,000	306,000	102,000
KB key authentication users	568,000	867,000	298,000

* Influenced by termination of non-active credit card relationships at ESSOX

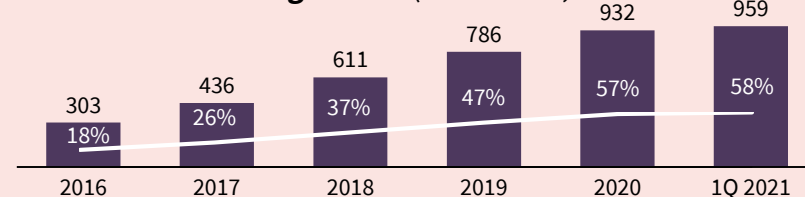
Number of bank clients (thousands, CZ)



KB Internet banking clients (thousands, % of total)



KB mobile banking clients (thousands, % of total number)



QUARTERLY INCOME STATEMENT

Profit and Loss Statement

(CZK million, unaudited)	Reported				
	1Q 2020	4Q 2020	1Q 2021	Change YoY	Change QoQ
Net interest income	5,845	5,262	5,004	-14.4%	-4.9%
Net fee & commission income	1,353	1,350	1,374	1.6%	1.8%
Net profit of financial operations	589	666	1,002	70.1%	50.5%
Dividend and other income	55	41	43	-21.8%	4.9%
Net banking income	7,841	7,318	7,422	-5.3%	1.4%
Personnel expenses	-1,940	-1,836	-1,824	-6.0%	-0.7%
General admin. expenses (excl. regulatory funds)	-892	-952	-816	-8.5%	-14.3%
Resolution and similar funds	-942	-4	-1,009	7.1%	>100%
Depreciation, amortisation & impairment of op. assets	-631	-771	-692	9.7%	-10.2%
Total operating expenses	-4,406	-3,562	-4,341	-1.5%	21.9%
Operating profit	3,435	3,756	3,081	-10.3%	-18.0%
Impairment losses	-235	-1,177	-598	>100%	-49.2%
Net gain from loans and advances transferred and written off	81	6	12	-85.6%	98.6%
Cost of risk	-154	-1,170	-586	>100%	-49.9%
Net operating income	3,281	2,585	2,495	-24.0%	-3.5%
Income from share of associated companies	78	56	57	-26.9%	1.8%
Profit/(loss) attributable to exclusion of companies from consolidation	0	1	0	n.a.	n.a.
Net profits on other assets	15	-10	5	-66.7%	+/-
Profit before income taxes	3,374	2,632	2,556	-24.2%	-2.9%
Income taxes	-646	-510	-492	-23.8%	-3.5%
Net profit	2,728	2,122	2,064	-24.3%	-2.7%
Profit attributable to the Non-controlling owners	70	48	67	-4.3%	39.6%
Profit attributable to the Group's equity holders	2,658	2,074	1,997	-24.9%	-3.7%

BALANCE SHEET

Balance Sheet (CZK million, unaudited)	31 Mar 2020	31 Dec 2020	31 Mar 2021	YoY rel.	YoY abs.	Ytd rel.	Ytd abs.
Assets	1,240,106	1,167,131	1,283,490	3.5%	43,384	10.0%	116,359
Cash and current balances with central bank	29,445	23,547	23,612	-19.8%	-5,833	0.3%	65
Loans and advances to banks	342,931	262,606	368,290	7.4%	25,359	40.2%	105,684
Loans and advances to customers (net)	661,387	679,956	679,531	2.7%	18,144	-0.1%	-425
Securities and trading derivatives	158,048	158,916	174,085	10.1%	16,037	9.5%	15,169
Other assets	48,294	42,106	37,973	-21.4%	-10,321	-9.8%	-4,133
Liabilities and shareholders' equity	1,240,106	1,167,131	1,283,490	3.5%	43,384	10.0%	116,359
Amounts due to banks	117,905	86,572	85,892	-27.2%	-32,013	-0.8%	-680
Amounts due to customers	923,663	906,217	1,012,479	9.6%	88,816	11.7%	106,262
Securities issued	4,156	1,148	14,353	>100%	10,197	>100%	13,205
Subordinated debt	2,738	2,629	2,619	-4.3%	-119	-0.4%	-10
Other liabilities	81,415	53,507	49,020	-39.8%	-32,395	-8.4%	-4,487
Total equity	110,229	117,058	119,129	8.1%	8,900	1.8%	2,071
o/w Minority equity	3,175	3,242	3,309	4.2%	134	2.1%	67

CAPITAL & PROFITABILITY INDICATORS

	Reported			Adjusted for IFRIC 21 linearisation*	
	31/03/2020	31/12/2020	31/03/2021	31/03/2020	31/03/2021
(year-to-date, IFRS 9)					
Capital adequacy	20.8%	22.3%	22.5%		
Tier 1 ratio = Core Tier 1 ratio	20.2%	21.7%	21.8%		
Risk weighted assets for credit risk (CZK billion)	376.6	375.9	374.3		
Net interest margin, annualised	2.2%	2.0%	1.7%		
Loan (net) / deposit ratio (excl. repo with clients)	73.6%	76.1%	68.9%	73.6%	68.9%
Cost / income ratio	56.2%	50.5%	58.5%	47.2%	48.3%
Return on average equity (ROAE), annualised	10.0%	7.4%	7.0%	12.1%	9.1%
Return on average Tier 1 capital	12.1%	9.0%	8.2%	14.7%	10.7%
Return on average tangible equity (ROTE)	11.0%	8.2%	7.7%	13.4%	10.0%
Return on average assets (ROAA), annualised	0.9%	0.7%	0.7%	1.1%	0.9%
Earnings per share (CZK), annualised	56	43	42	68	55
Average number of employees during the period	8,173	8,061	7,820		

* **Adjusted for** linearised IFRIC 21 charges for regulatory funds

Net interest margin = Annualised Net interest income / Average interest earning assets

TERMINATED LOAN MORATORIUM PORTFOLIOS

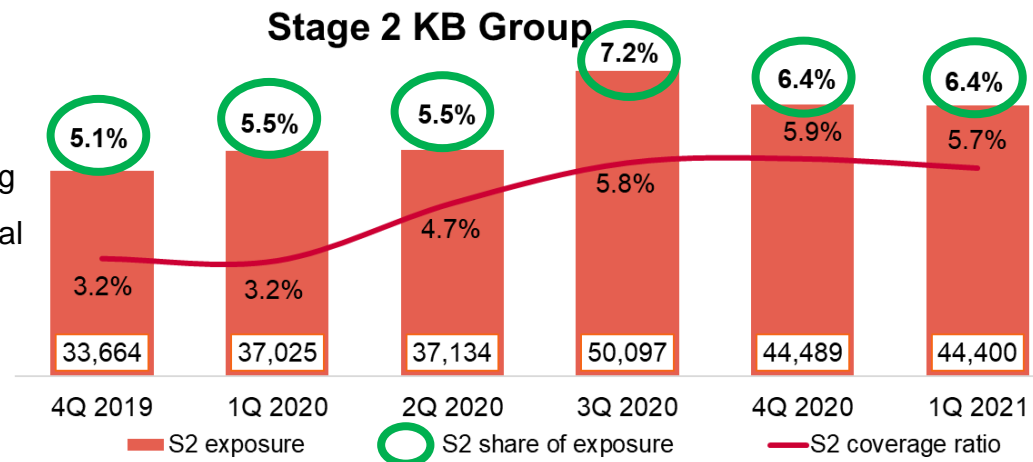
CZK billion	Total moratorium exposure	o.w. defaulted exposure	% of defaulted exposure	o.w. non-defaulted exposure with DPD >10	% of non-defaulted exposure with DPD >10
Corporates	28.9	2.9	9.9%	0.1	0.2%
Mortgages	30.2	1.6	5.3%	0.2	0.6%
Other Retail	7.7	0.8	10.7%	0.1	1.6%
KB Group Total	66.8	5.3	7.9%	0.4	0.6%

- Terminated loan moratorium exposure at CZK 66.8 billion as of March 2021
 - 9.6% of total loan exposure
- Contained risk profile as of March 2021
 - Low share of defaulted exposure at 7.9% (vs. 5.8% at YE 2020)
 - Level of payment incidents rate below 1% (days-past-due measure)

STAGE 2 EXPOSURE EVOLUTION

- QoQ stable stage 2 share at 6.4%
 - Limited net QoQ outflow to default (CZK 1.7 billion)
 - QoQ migrations between stages S1 and S2 reflecting active loan portfolio monitoring activities with marginal net impact on risk classification

- QoQ stable stage 2 provision coverage ratio at 5.7%
 - Prudent provisions of selected Covid-sensitive portfolios
 - Prudent approach to IFRS9 macroeconomic scenarios and related provisioning



1Q 2021 COST OF RISK STRUCTURE

Key components	Contribution to 1Q 2021 CoR
Corporate NPL portfolio	19 bps
Corporate performing portfolio (Stages 1 & 2)	11 bps
Retail NPL portfolio	10 bps
Retail performing portfolio (Stages 1 & 2)	-4 bps
Reserves for IFRS 9 provisioning models	0 bps
Statutory CoR (EBA new Definition of Default)	-2 bps
TOTAL	34 bps

LENDING WITH STATE COVID GUARANTEE

As of 31 March 2021

GUARANTEED COVID LENDING	No. of clients	Signed (CZK million)	Outstanding exposure* (CZK million)
Covid II	937	4,024	3,642
Covid Prague	65	380	304
Covid III	2,070	13,724	12,801
Covid Plus	15	2,790	2,653
Total	3,087	20,917	19,400

** according to ČNB methodology*

BUSINESS PERFORMANCE OF SUBSIDIARIES

1/2

OVERVIEW OF KB SUBSIDIARIES

	1Q 2020	1Q 2021	YoY
Modrá pyramida (100%), #2 building savings & loans company			
Volume of new loans (CZK million)	3,805	7,264	91%
Volume of total loans (gross, CZK million)	57,583	66,145	15%
Volume of deposits (CZK million)	60,798	60,511	0%
Number of clients	487,580	485,781	0%
Average number of FTEs	330	321	-3%
Number of points of sale	202	199	-1%
KB Penzijní společnost (100%), a manager of pension funds			
Number of new contracts	9,297	9,340	0%
Number of clients	529,921	524,728	-1%
Assets under management (CZK million)	62,991	68,200	8%
of which in Transformed fund	55,296	57,784	4%
Average number of FTEs	47	48	2%
ESSOX (50.93%), #2 non-bank consumer lender and car financing company			
Volume of total loans (gross, CZK million)	17,085	18,186	6%
Number of active clients	194,889	145,089	-26%
Average number of FTEs	390	394	1%

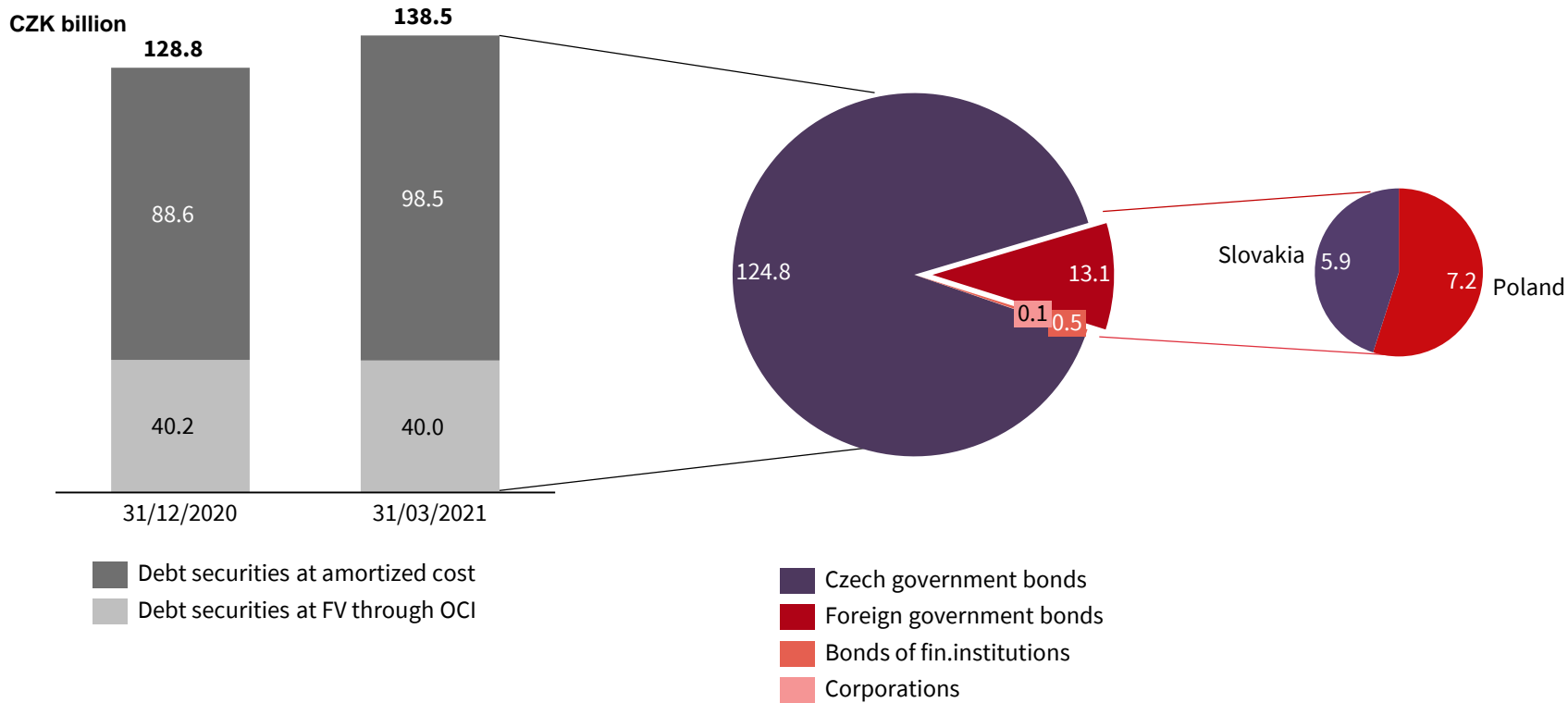
BUSINESS PERFORMANCE OF SUBSIDIARIES

2/2

OVERVIEW OF KB SUBSIDIARIES

	1Q 2020	1Q 2021	YoY
Factoring KB (100%), #1 on the Czech factoring market			
Factoring turnover (CZK million)	12,541	13,311	6%
Volume of total financing (gross, CZK million)	8,575	8,143	-5%
Average number of FTEs	43	41	-4%
Komerční pojišťovna (49%), a universal insurance company			
Volume of technical reserves - Saving (CZK million)	47,791	50,397	5%
Gross written premium (CZK million)	2,135	2,689	26%
of which in life insurance	1,889	2,430	29%
of which in non-life insurance	246	258	5%
Average number of FTEs	234	233	0%
SGEF Czech Republic (50.1%), a provider of asset-backed financing in Czech Rep. and Slovakia			
Volume of new financing (CZK million)	2,379	2,870	21%
Volume of total financing (gross, CZK million)	29,847	29,959	0%
Average number of FTEs	142	141	-1%

DEBT SECURITIES PORTFOLIO IN THE BANKING BOOK



Note: Debt securities excl. debt securities issued by KB corporate clients.

MACROECONOMIC ENVIRONMENT – CZECHIA

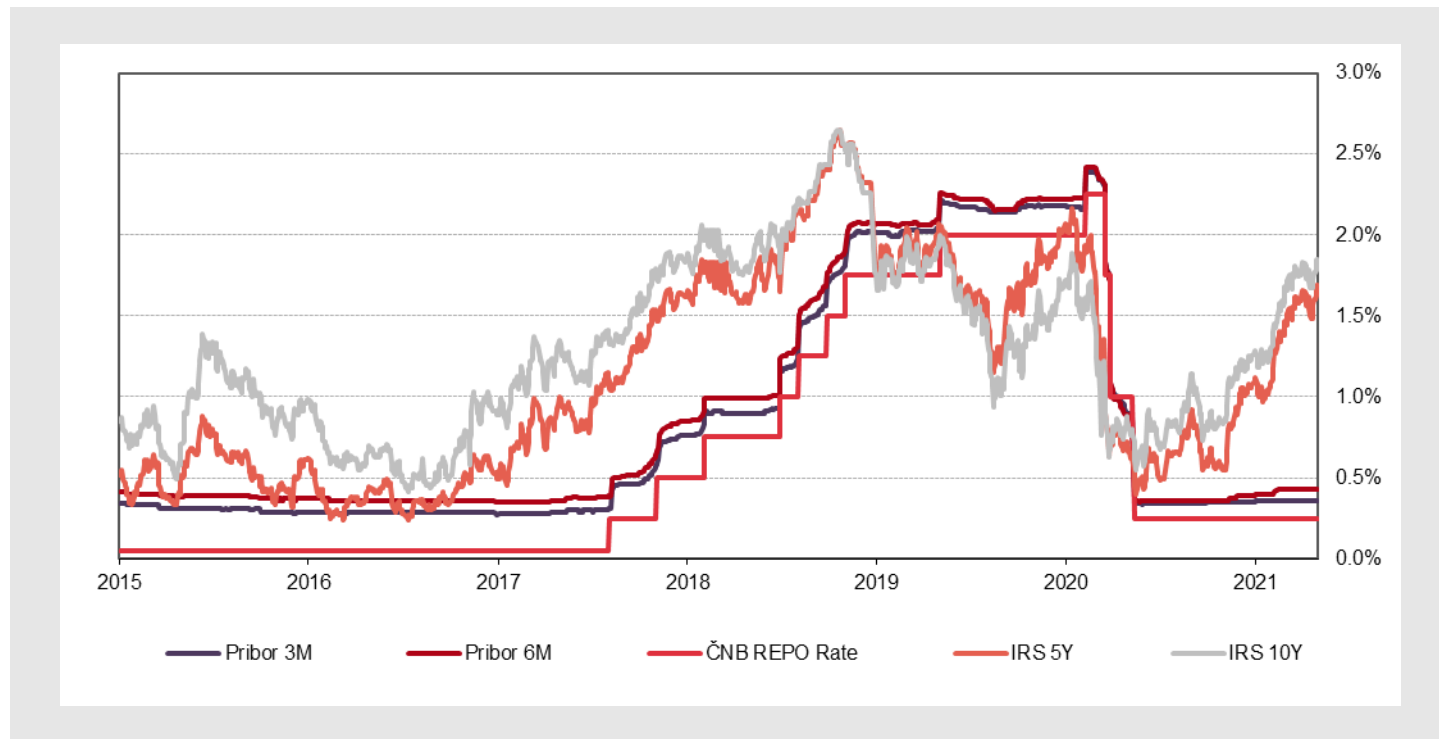
Macroeconomic Indicators	2016	2017	2018	2019	2020	2021*	2022*
Real GDP (% , average)	2.5	5.4	3.2	2.2	-5.6	3.4	4.7
Inflation (% , average)	0.7	2.5	2.1	2.8	3.2	2.5	1.9
Household consumption (% , average)	3.7	4.0	3.3	2.9	-5.2	1.8	5.3
Unemployment (% , av., ILO meth.)	4.0	2.9	2.2	2.0	2.6	3.3	3.0
M2 (% , average)	8.6	9.5	5.3	6.9	10.0	14.2	13.1
3M PRIBOR (% , average)	0.3	0.4	1.3	2.1	0.9	0.4	1.1
Potential of the market **	2016	2017	2018	2019	2020	2021*	2022*
Loans / GDP (year-end)	61.5	60.3	61.1	60.0	63.6	63.8	63.2
Deposits / GDP (year-end)	78.6	81.5	82.1	82.4	91.3	95.2	92.7
Real estate loans / GDP (year-end)	22.0	22.4	23.0	23.1	25.4	26.0	25.6
Household loans / GDP (year-end)	27.7	28.1	28.6	28.7	31.2	31.8	31.4
Corporate loans / GDP (year-end)	20.3	20.0	19.9	19.5	19.9	19.8	19.7

* KB estimate

** Banking sector

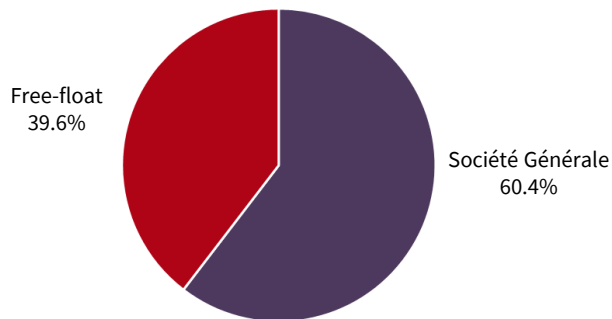
INTEREST RATES EVOLUTION

For the period 1 Jan 2006 – 30 April 2021

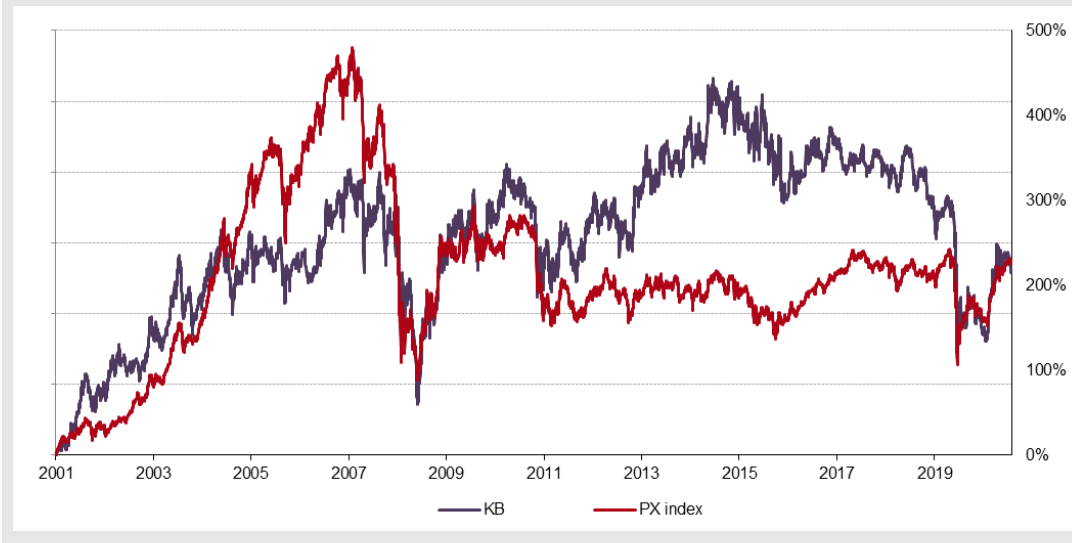


KB #1 LISTED CZECH BANK

Shareholder structure



Development of KB share price and PX index (1 January 2001 – 30 April 2021)



- The number of shareholders comprised 57,305 corporate entities and private individuals.
- Of the Bank's total share capital of CZK 19,004,926,000 divided into 190,049,260 shares with a nominal value of CZK 100 each, Société Générale S.A. held 60.35%.
- KB held 1,193,360 own shares in treasury, representing 0.63% stake on registered capital

INVESTOR RELATIONS



Komerční banka, a.s.

Na Příkopě 33, 114 07 Prague 1

Email: investor_relations@kb.cz

Tel.: +420 955 532 156, +420 955 532 155, +420 955 532 734

Internet: www.kb.cz/investors

Twitter: @KB_investors

Reuters: BKOM.PR

Bloomberg: KOMB CP

