


Prague, 3 May 2024



Komerční banka Group

Consolidated unaudited results
as of 31 March 2024



Disclaimer

This document contains a number of forward-looking statements relating to the targets and strategies of the Komerční banka Group. These statements are based on a series of assumptions, both general and specific. As a result, there is a risk that these projections will not be met. Readers are therefore advised not to rely on these figures more than is justified as the Group's future results are liable to be affected by a number of factors and may therefore differ from current estimates.

Readers are advised to take into account factors of uncertainty and risk when basing their investment decisions on information provided in this document.

Results and ratios in this presentation are as of 31 March 2024, unless stated otherwise.

Komerční banka, a.s., public limited company with registered office: Prague 1, Na Příkopě 33/ 969; identification number: 45 31 70 54; registered in the Commercial Register maintained by the Municipal Court in Prague, Section B, file 1360

Agenda

Highlights as of 31 March 2024 and update on New Digital Bank

Macroeconomic environment

Business performance

Financial performance

Asset quality and cost of risk

Capital and dividends

Outlook for 2024

Appendix

First quarter 2024: Accelerating progress in strategic transformation

Financial performance

Group net income

CZK 2.8 billion

-21.3% year on year

CZK 59.39 per share

ROE

8.9%

10.3% IFRIC 21 linearised

Total capital / Core Tier 1 ratio

18.8% / 17.7%

-96 bps year on year (Total capital)

-154 bps year on year (CET1)

Cost/Income ratio

54.5%

48.1% IFRIC 21 linearised

Business performance

Client loans

+4.6% YoY **-0.3%** QoQ

Deposits

+7.2% YoY **+4.3%** QoQ

Other AUM

+15.3% YoY **+4.2%** QoQ

Mutual funds up by 30.2% YoY

Loan to deposit ratio

79.9% (excluding repo operations)

Liquidity coverage ratio

154%

Cost of risk

22 bps

Shareholders' decisions

Dividend

CZK 82.66 per share

Record date 6 May 2024

Payment date 27 May '24

Supervisory Board and
Audit Committee

Delphine Garcin-
Meunier elected as a
member

Statutory auditor

KPMG Audit
appointed as a new
statutory auditor

Other highlights

Accelerated clients' enrolment to New Digital Bank


255,000 clients of New Digital Bank as of 31 March 2024

Number of KB Bank's clients up by 22,000 to 1,678,000

VISA Awards #1 sustainable bank

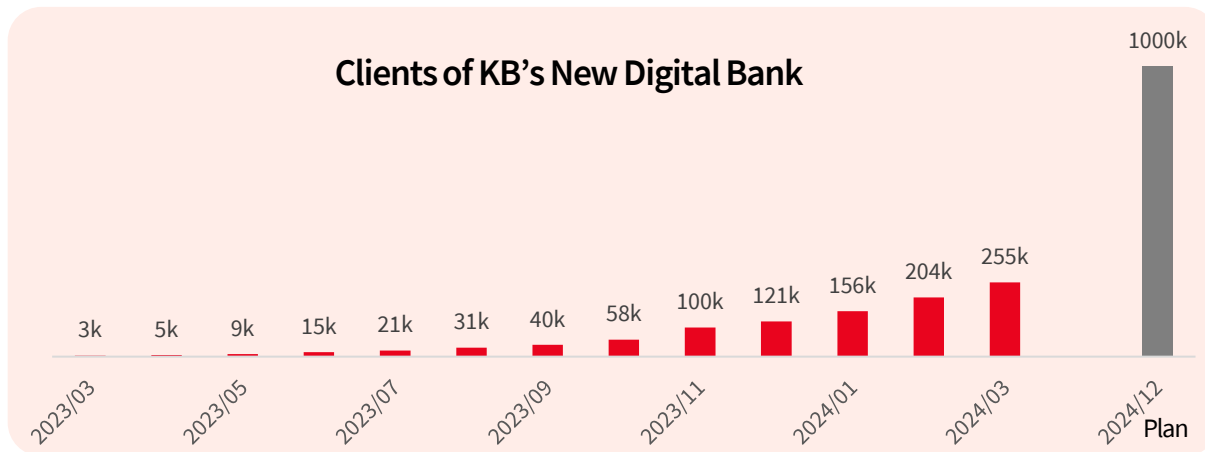


Mastercard Awards
Responsible Innovation
Premium Card Issuer



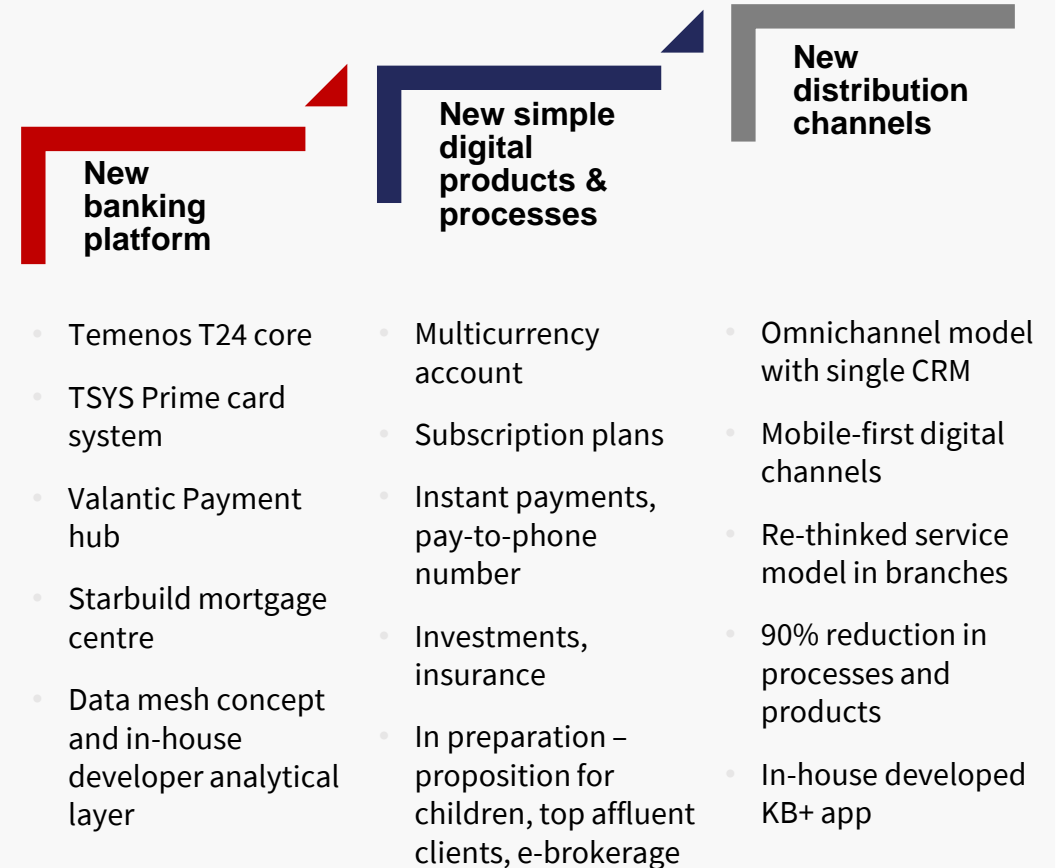
New Digital Bank – business driven and technology enabled transformation of KB

- Change of the full technological stack, digitalizing the whole bank, improving efficiency, customer service and increasing ability to adapt to constantly changing environment
- A new bank parallel to the existing bank, gradual shift of clients from old to new
- Commenced in retail, development gradually shifted to NDB for corporate clients
- Improving the offer every two weeks in agile@scale and DevOps working method, enabling the organization to learn gradually and manage risks and stress
- Onboarding of customers to the new digital banking platform accelerating during 2024. 255,000 clients as of 31 March 2024. Target to enrol 1 million clients by the end of 2024



- Share of fully digital onboarding to the New Digital Bank at 46%
- Digital sales ratio in the NDB at 85%

New Digital Bank (retail part)



- Switching off the main components of the legacy infrastructure to gradually begin mainly from 2026 and 2027

Agenda

Highlights as of 31 March 2024 and update on New Digital Bank

Macroeconomic environment

Business performance

Financial performance

Asset quality and cost of risk

Capital and dividends

Outlook for 2024

Appendix

Economic recovery to be driven by domestic consumption and investments

GDP in 1Q 2024¹⁾ up by +0.5% QoQ and up by +0.4% YoY according to flash estimate. QoQ growth was driven by household consumption and total investments, net exports contributed negatively

Tight labour market. Unemployment rate at 2.6% in February 2024.²⁾ Wages in 4Q 2023 up +6.3% YoY nominal but down -1.2% YoY in real terms

Consumer price inflation at 2.0% YoY in March (+0.1 % MoM), mainly due to housing, water, electricity, gas and other fuels (+0.9 pp) and food and non-alcoholic beverages (-0.9 pp). HICP (Eurostat) at 2.2% YoY in February

As of 31 March 2024, exchange rate vis-à-vis euro was at 25.3, weaker by 2.4% QoQ and by 7.7% YoY; vis-à-vis USD CZK was at 23.4, weaker by 4.6% QoQ and by 8.4% YoY

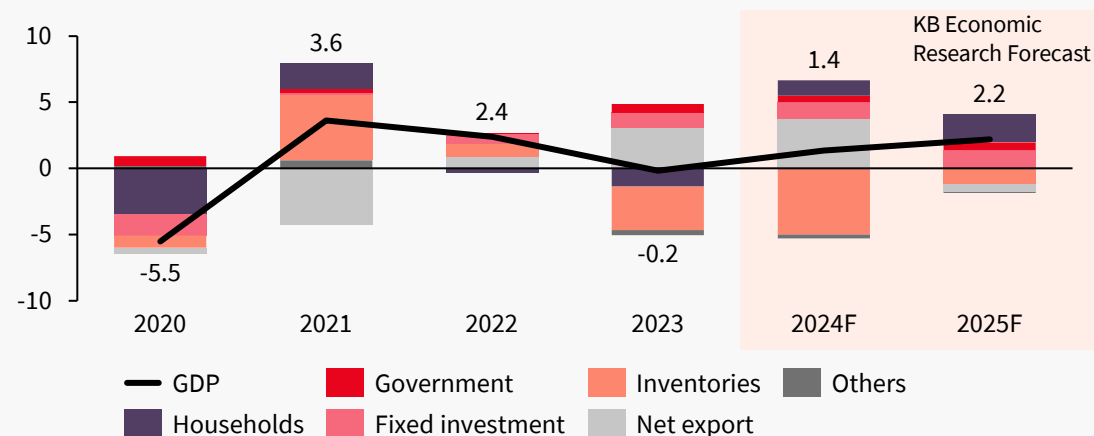
CNB cut 2W repo rate in 1Q 2024 two times by 50bps each to 5.75%. As of 31 March, 3M PRIBOR was 5.61% (-157bps YoY). IRS positively sloping since January. 10Y IRS was at 3.71% (-75bps YoY), 5Y IRS at 3.65% (-124bps YoY) and 10Y CZGB at 4.02% (-65bps YoY)

Notes: Source of indicators Czech Statistical Office, CNB, unless stated otherwise.

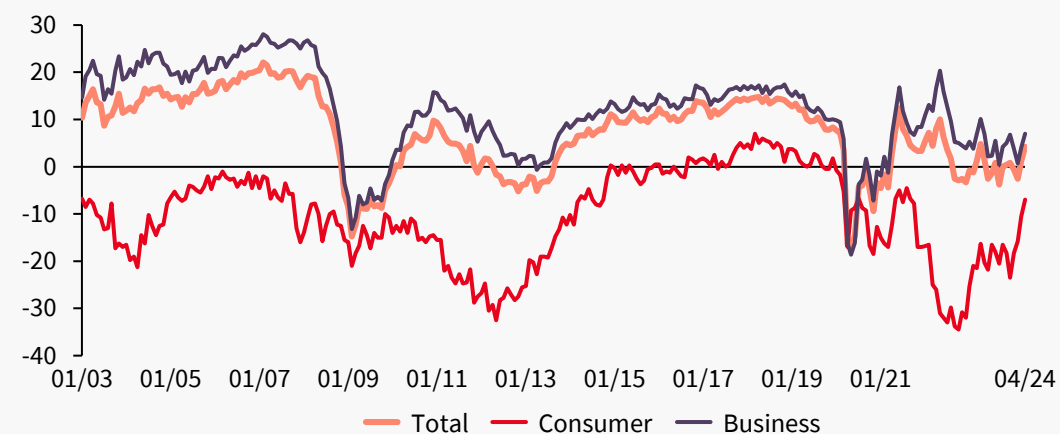
1) According to the flash estimate of Czech Statistical Office

2) According to Eurostat, seasonally adjusted

Czech GDP development (% year-on-year)



Confidence indicators (seasonally adjusted balances)



Agenda

Highlights as of 31 March 2024 and update on New Digital Bank

Macroeconomic environment

Business performance

Financial performance

Asset quality and cost of risk

Capital and dividends

Outlook for 2024


Appendix

Gross loans to clients up 4.6%

Net loans to deposits ratio at 79.9%. Liquidity coverage ratio 154%

Consumer lending growth boosted by credit cards and overdrafts

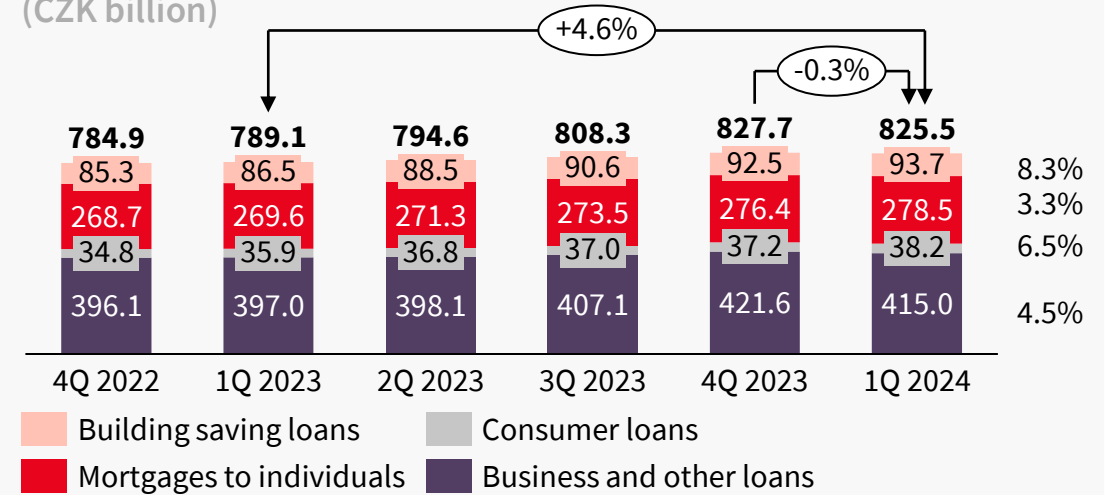
Housing loans (mortgages + building society loans) outstanding volume up 4.5%. New sales up by 34.2% YoY. Sales in 1Q 2024 influenced by attention to sustainable profitability of portfolio across the rate cycle



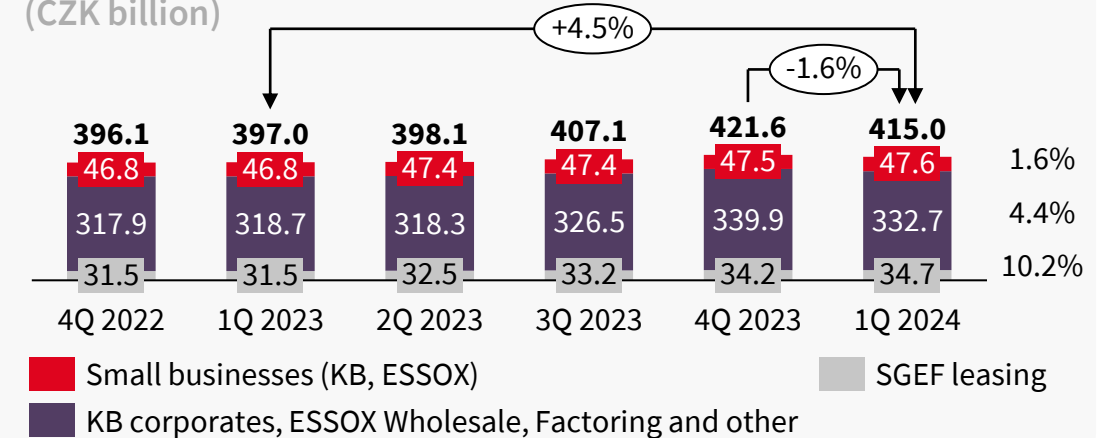
Business lending growth trend sustained adjusting for a few larger deals from 4Q 2023. Investment activity of corporations, demand for working capital financing still subdued, selective approach of the bank remains

* Positive contribution from 7.7% YoY depreciation of CZK v. EUR represents 2.1% of total lending. Positive contribution from 2.3% QoQ depreciation of CZK in 1Q 2024 represents 0.7% of total loans

Group lending (w/o repo, but incl. client bonds) (CZK billion)

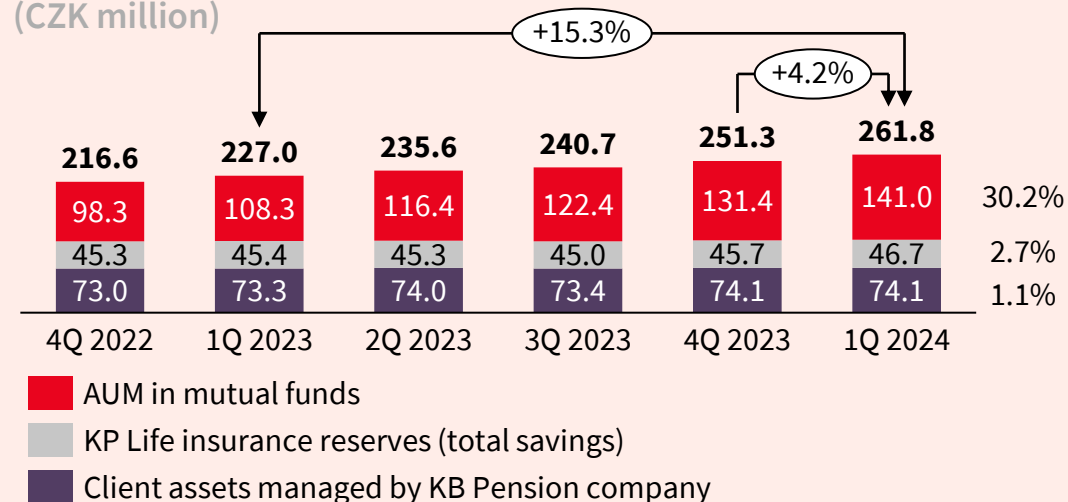


Group business and other loans (w/o repo, but incl. client bonds) (CZK billion)

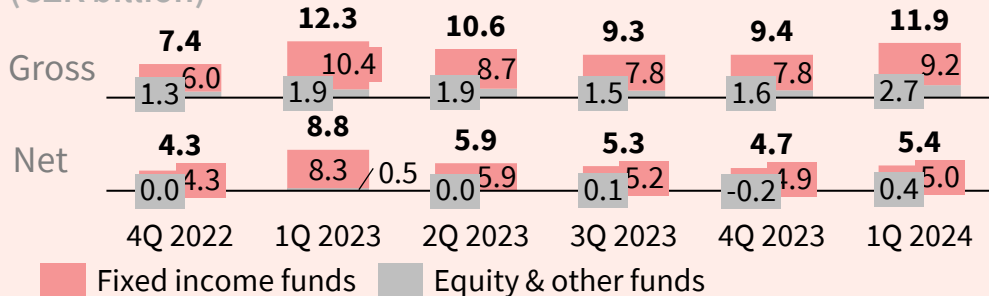


Client deposits +7.2%, other AUM up +15.3% YoY

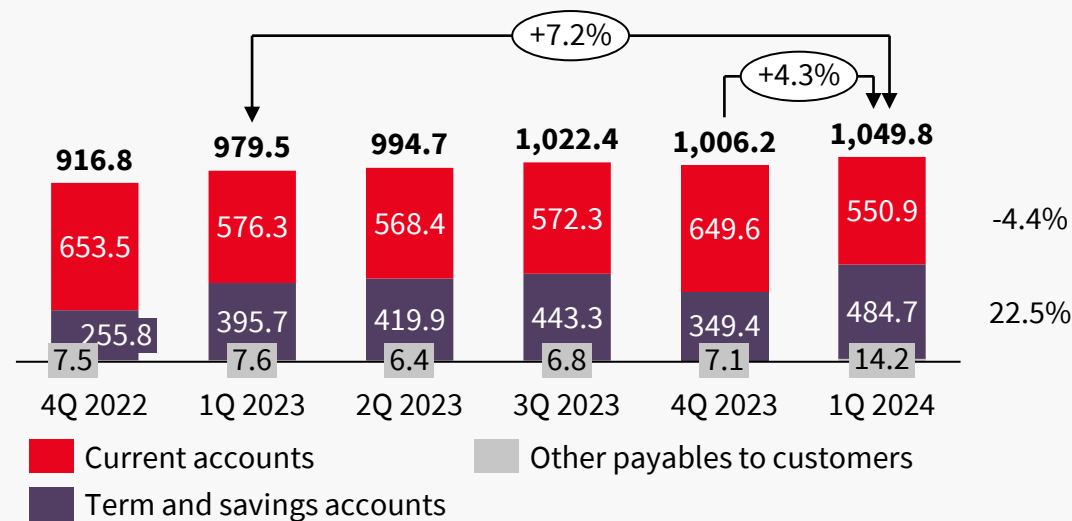
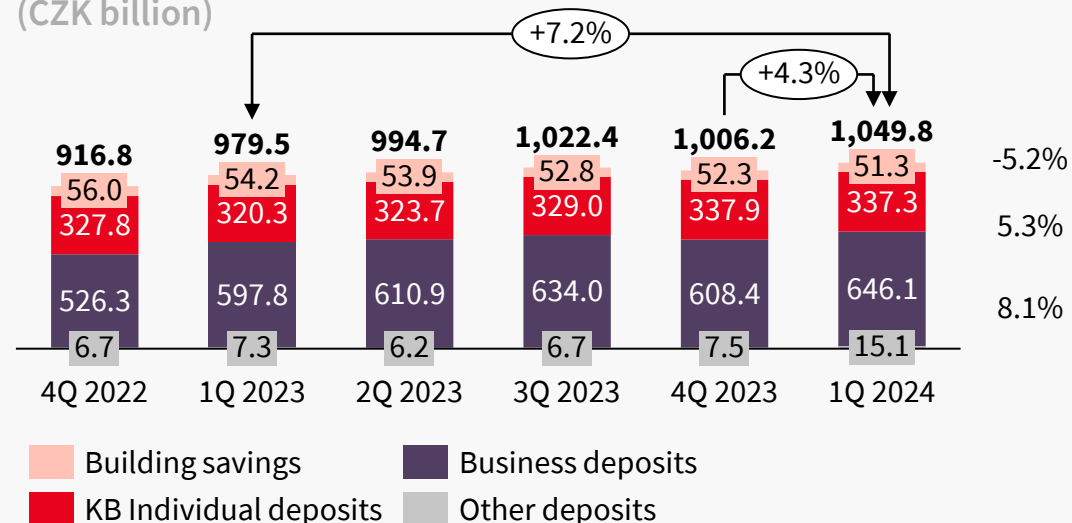
Non-deposit assets under management (CZK million)



Sales of mutual funds (CZK billion)



Group deposits (excluding repo operations) (CZK billion)



Agenda

Highlights as of 31 March 2024 and update on New Digital Bank

Macroeconomic environment

Business performance

Financial performance

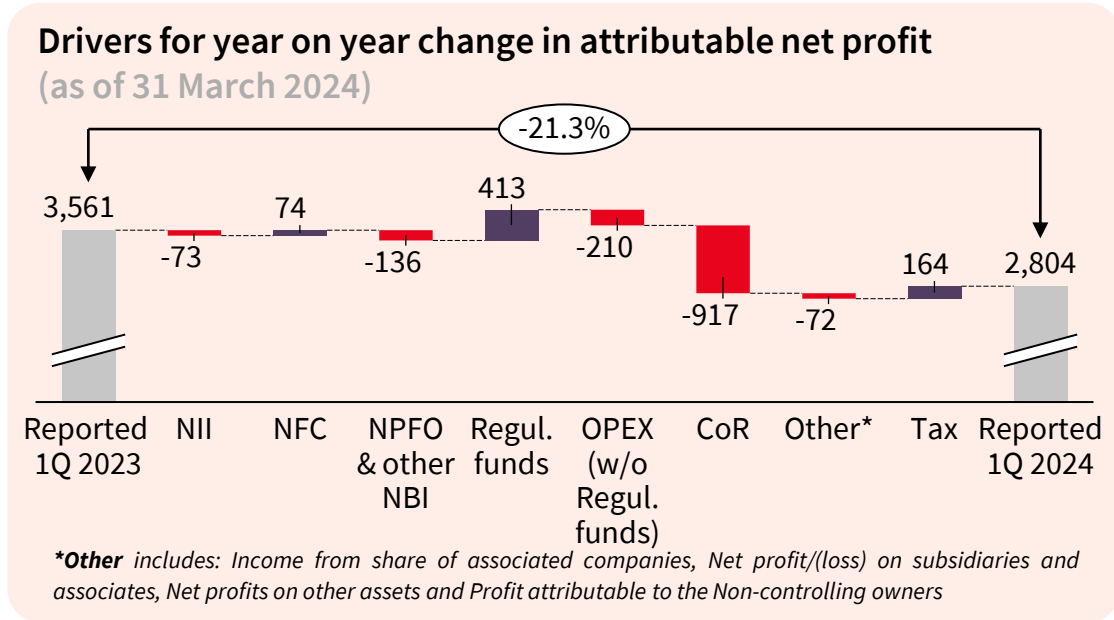
Asset quality and cost of risk

Capital and dividends

Outlook for 2024

Appendix

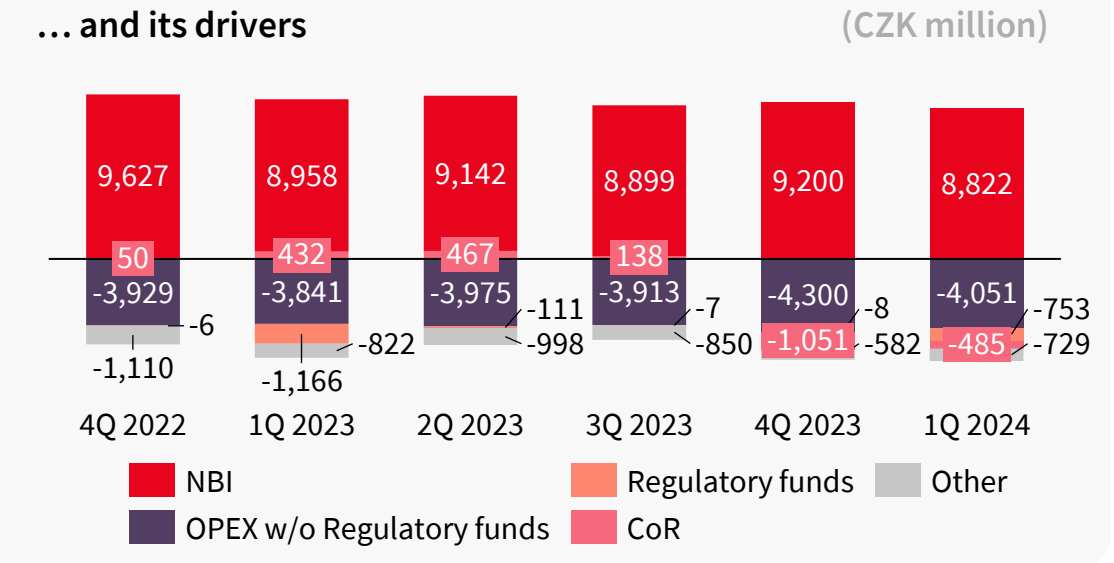
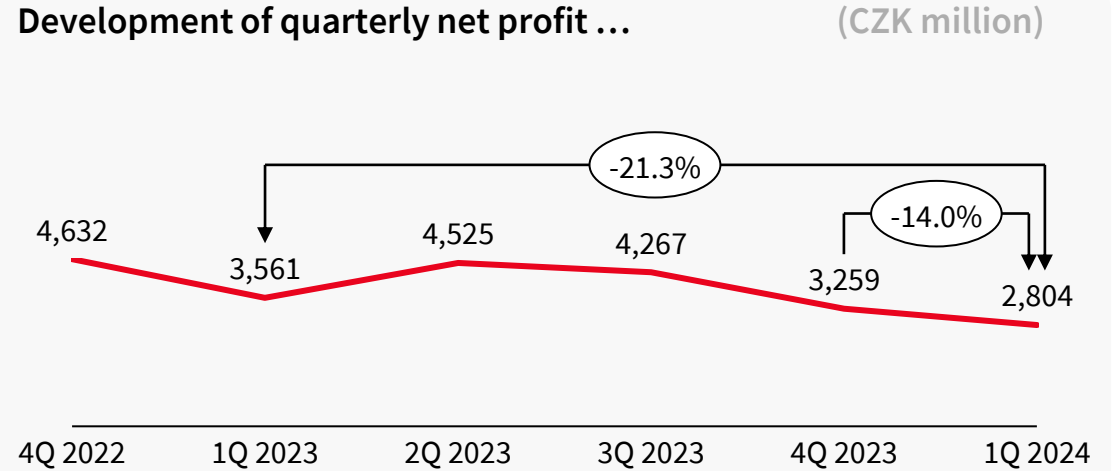
Net profit development affected by provision release last year



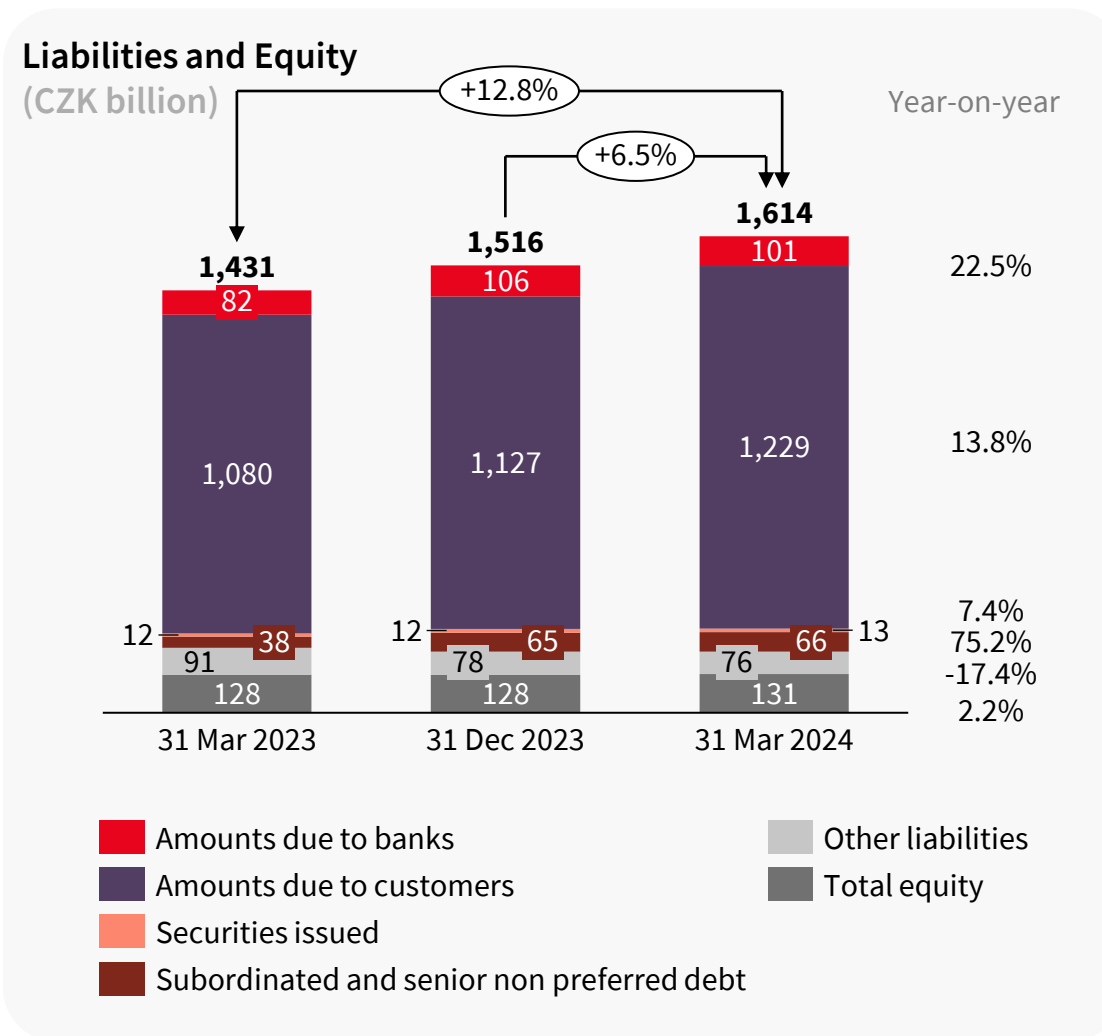
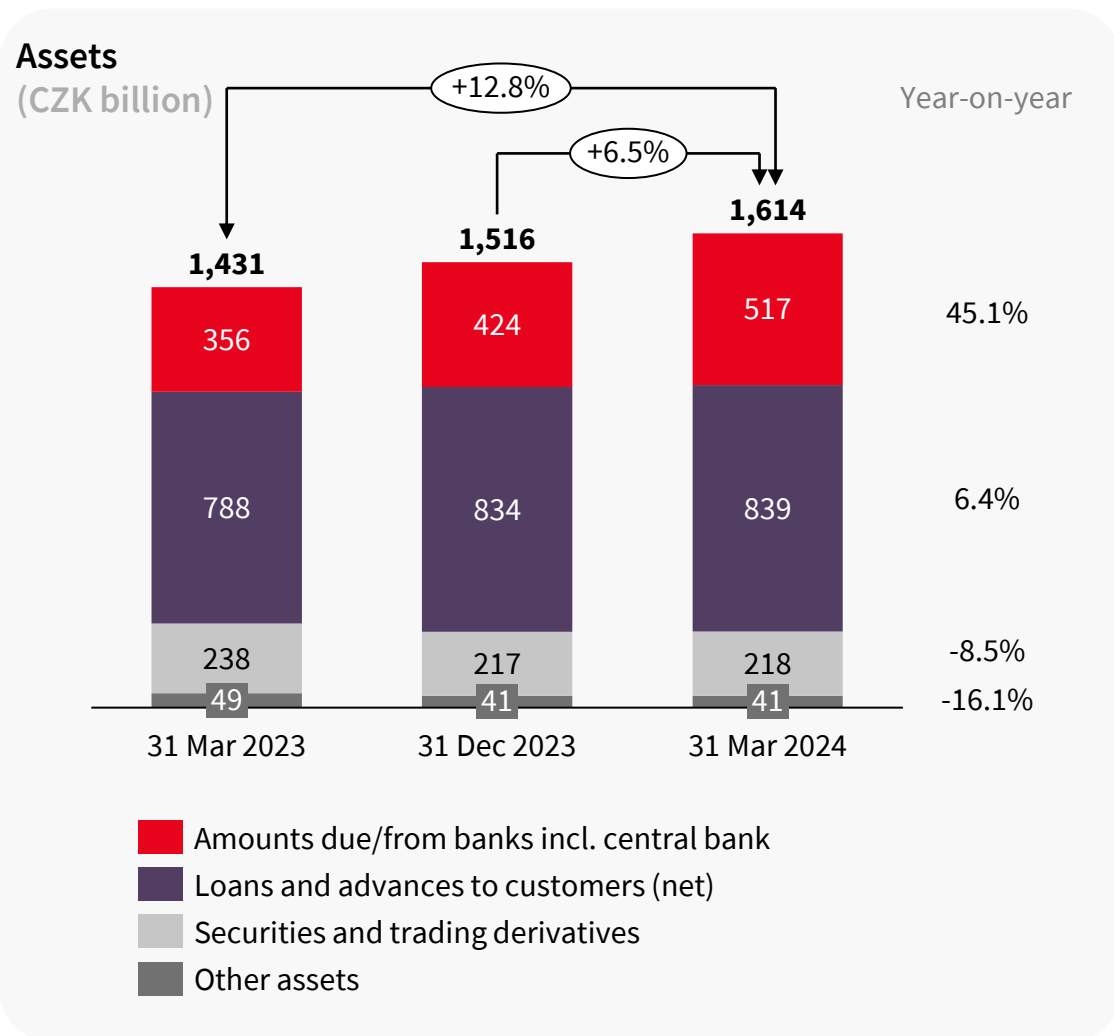
Profitability indicators for 1Q 2024 (annualised)

	Return on avg. equity (ROAE)	Return on avg. Tier 1 capital (RoT1)	Return on avg. tangible equity (ROTE)	Return on avg. assets (ROAA)
Reported	8.9%	11.2%	10.0%	0.7%
Adj. for IFRIC 21*	10.3%	13.1%	11.6%	0.8%

** Assuming linear accrual of regulatory funds charges over the whole year (IFRIC 21 linearisation)*

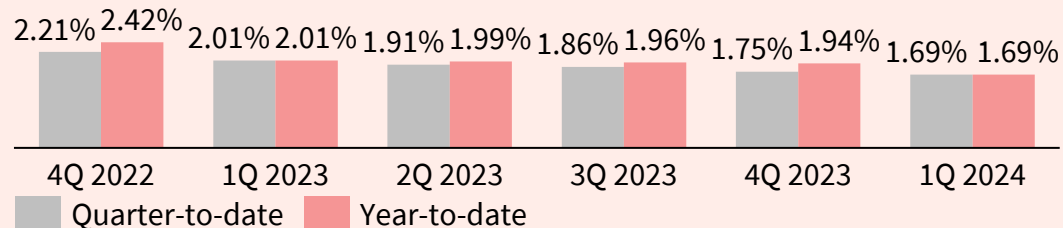


Balance sheet up by 12.8% year-on-year



Loan spreads stabilised, deposit costs still elevated, effect of cost of MREL and mandatory reserves

Net interest margin (%)



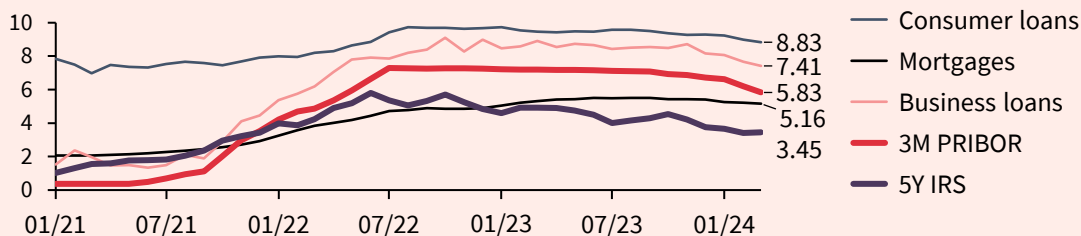
NII from deposits – effect of higher average cost of deposits. Partial adjustment for cancelled remuneration of mandatory reserves mainly in corporate segments

NII from loans – average spreads stabilised since 2H 2023

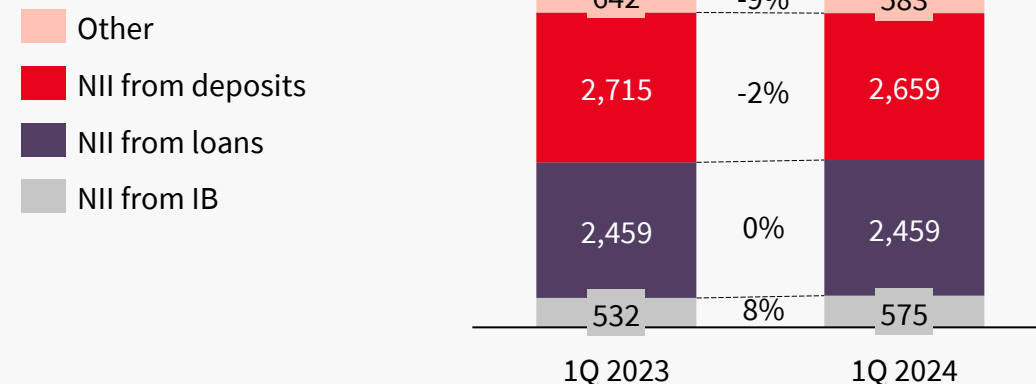
NII from Investment banking – contribution from higher volume of deposits

Other NII – affected by cost of MREL

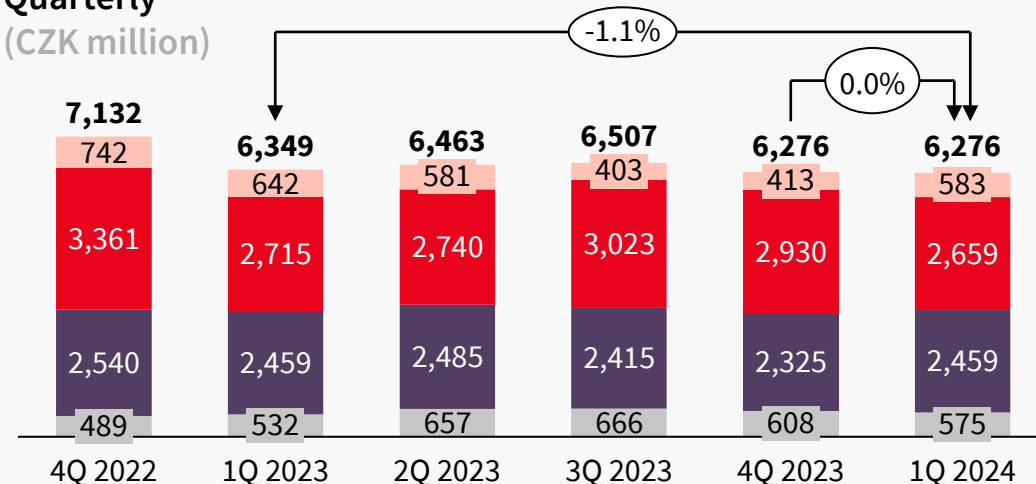
Average market rates on new CZK loans (% , until March 2024)



Year-to-date (CZK million)



Quarterly (CZK million)



Growth in fee income driven by cross-selling and services for corporations

Transaction fees

YoY higher overall transaction activity, seasonally slower Q1. Increasing trend for all non-cash (out-of-branch) transaction categories

Deposit product fees

Influenced by client acquisition costs, lower maintenance fees for building savings accounts

Loan fees

Slightly lower commitment fees, small business lending fees

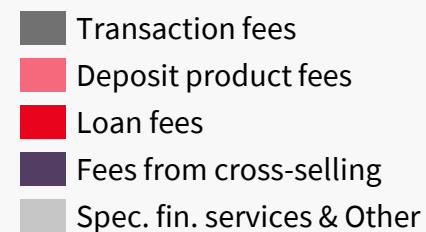
Fees from cross-selling

Better income mainly from mutual funds and insurance products

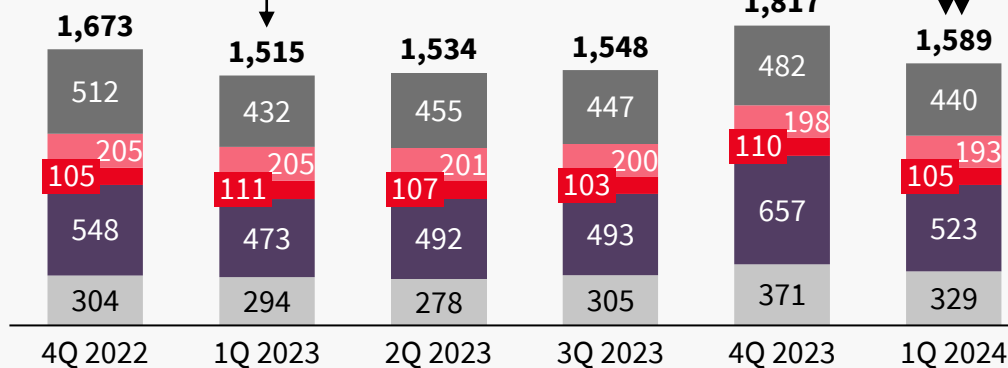
Specialised financial services and other fees

YoY better income from bond issuance, custody, depository services, asset management, guarantees. Lower loan syndication fees

Year-to-date
(CZK million)



Quarterly
(CZK million)



Result affected by slow economy, rate expectations, competition

Capital markets

Subdued hedging activity of clients in 1Q 2024 amid weakening CZK FX rate, decreasing interest rates, soft economy

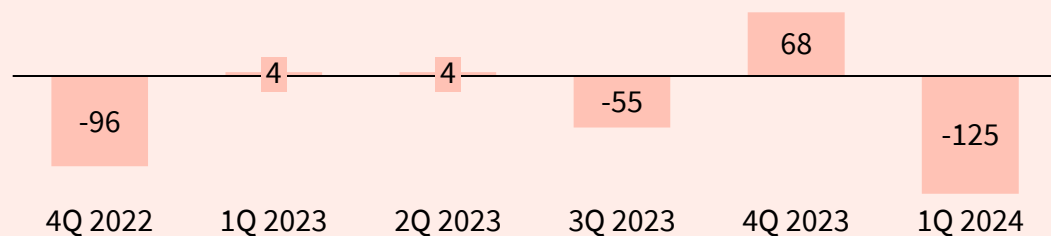
Intense pricing competition across asset classes

Rate cut anticipated in inventory composition

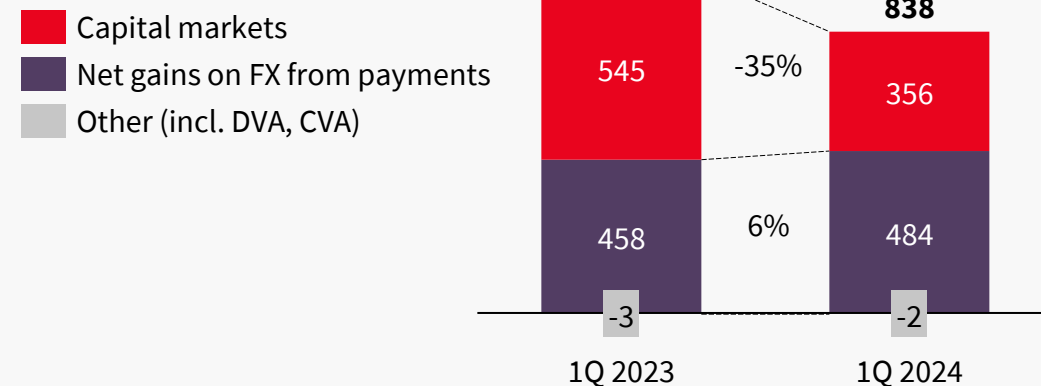
Net gains on FX from payments

Result from currency conversions reflecting seasonality of travelling, transaction activity and adjusted spreads, clients' cost optimisation

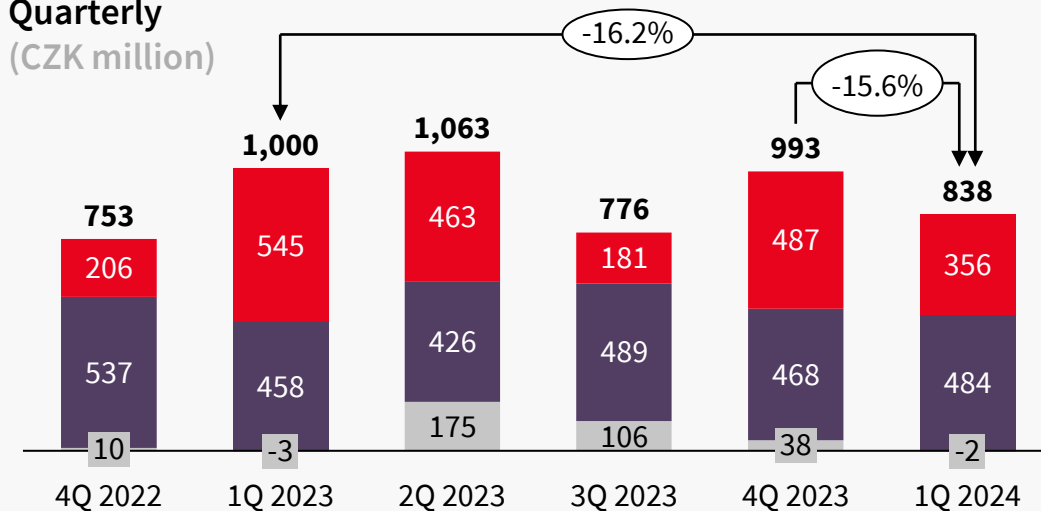
Quarterly DVA contribution to NPFO (CZK million)



Year-to-date (CZK million)



Quarterly (CZK million)



Operating expenditures under control

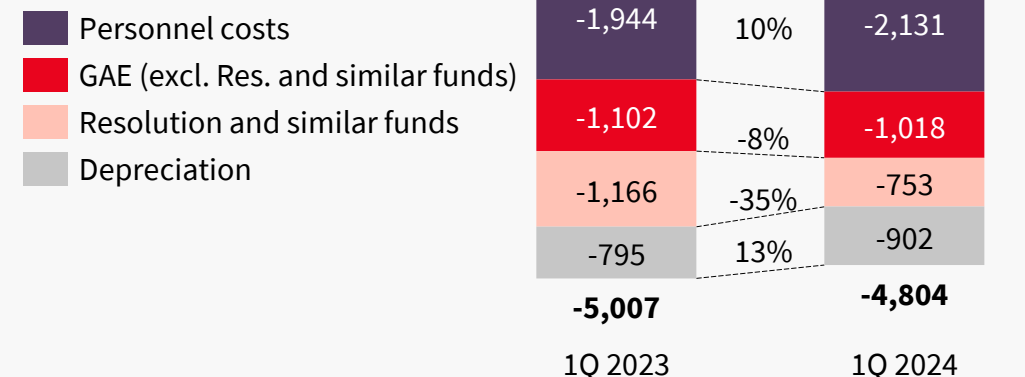
Personnel expenses - number of employees (average FTE) in 1Q 2024: 7,563 (+0.3% YoY) as decreasing staff numbers in support functions and distribution were temporarily offset by hiring and insourcing of IT and data specialists

Administrative costs – YoY lower marketing costs, IT support, real estate

Regulatory funds – Lower Resolution Fund levy and normalisation of contribution to the Deposit Insurance Fund after higher 2023 charge due to failure of Sberbank CZ

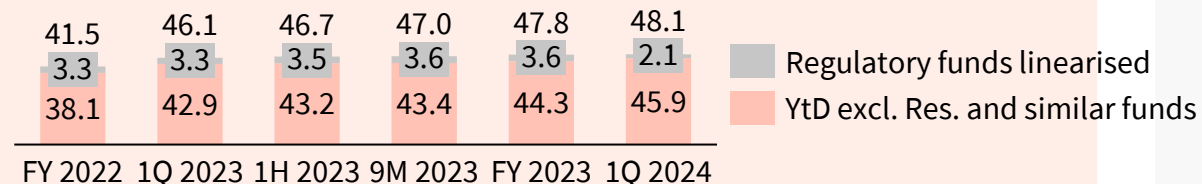
D&A – higher amortisation of intangible assets reflecting digitalisation investments

Year-to-date
(CZK million)

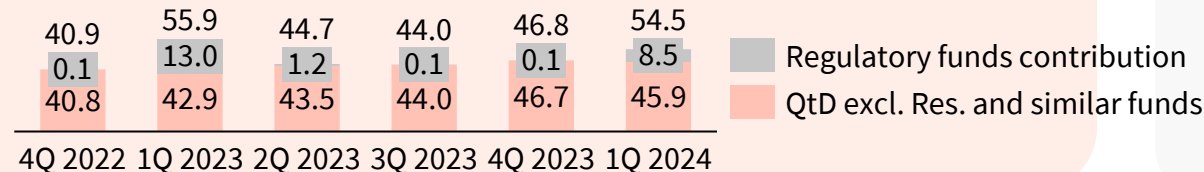


Cost to Income ratio (%)

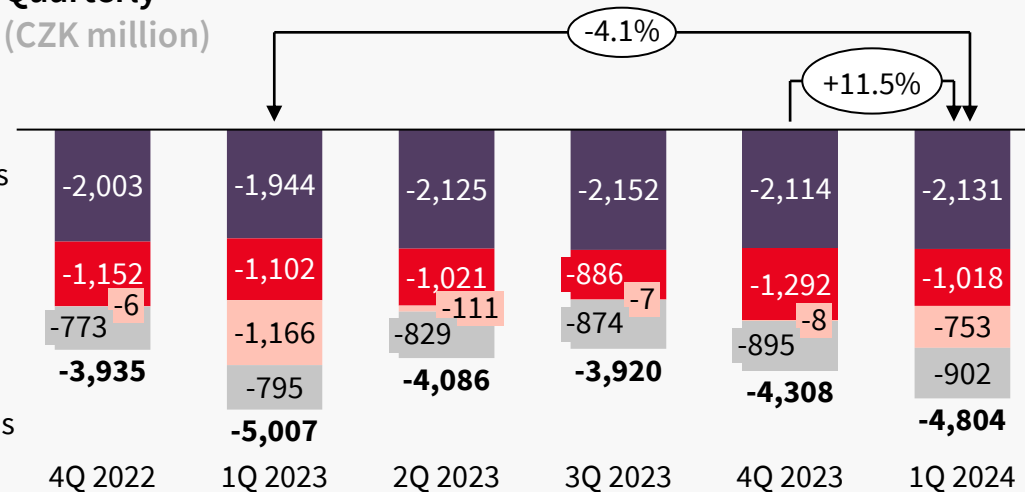
Year-to-date (IFRIC linearised)



Quarter-to-date (as reported)



Quarterly
(CZK million)



Agenda

Highlights as of 31 March 2024 and update on New Digital Bank

Macroeconomic environment

Business performance

Financial performance

Asset quality and cost of risk

Capital and dividends

Outlook for 2024

Appendix

1Q 2024 Asset quality

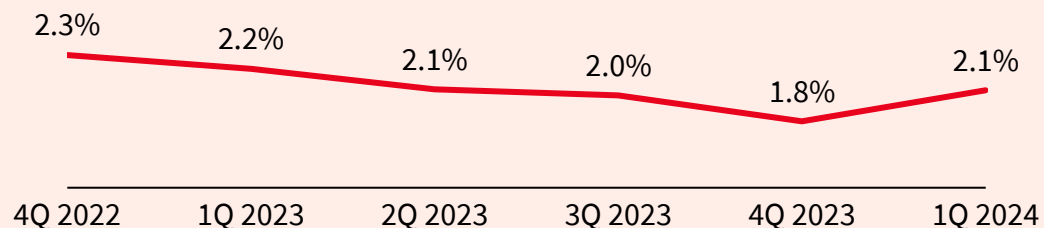
Loan portfolio up by 4.6% YoY and down by 0.3% QoQ

QoQ stable Stage 2 share at 15%

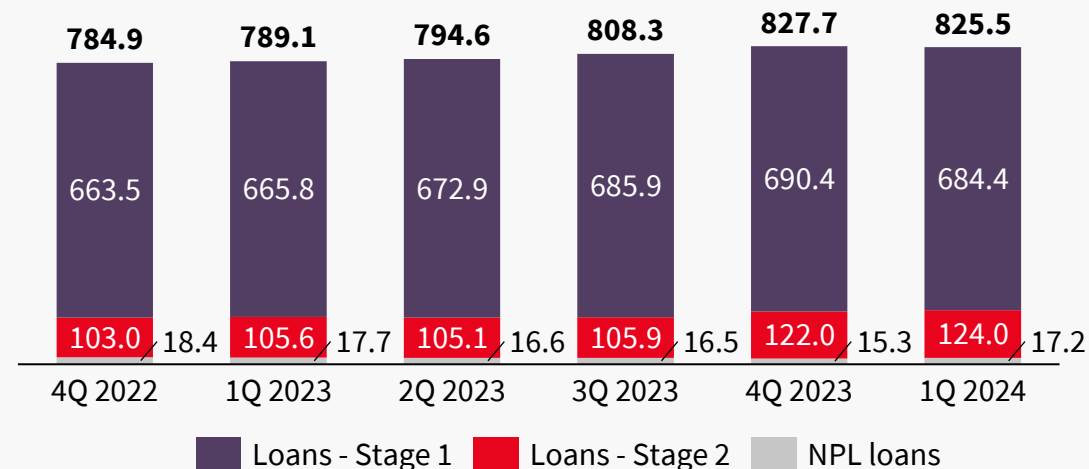
NPL ratio up to 2.1% (vs. 1.8% in 4Q 2023) reflecting higher inflows into default for corporate SME portfolios

Resulting contraction of NPL provision coverage ratio to 43.8%

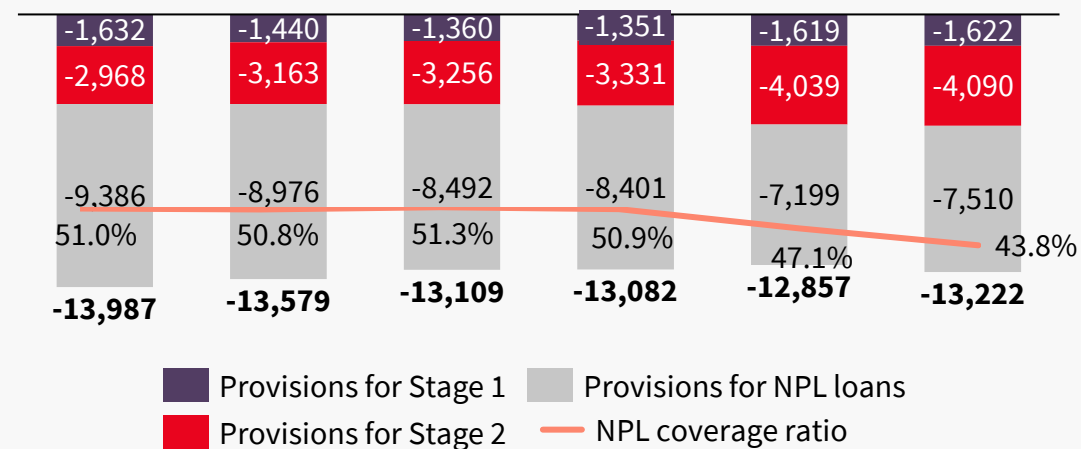
NPL ratio evolution



Group lending (CZK billion)



Provision coverage (CZK million)



1Q 2024 Cost of risk development

1Q 2024 CoR net creation at CZK 485 million

CZK 315 million net creation on non-retail exposures driven by

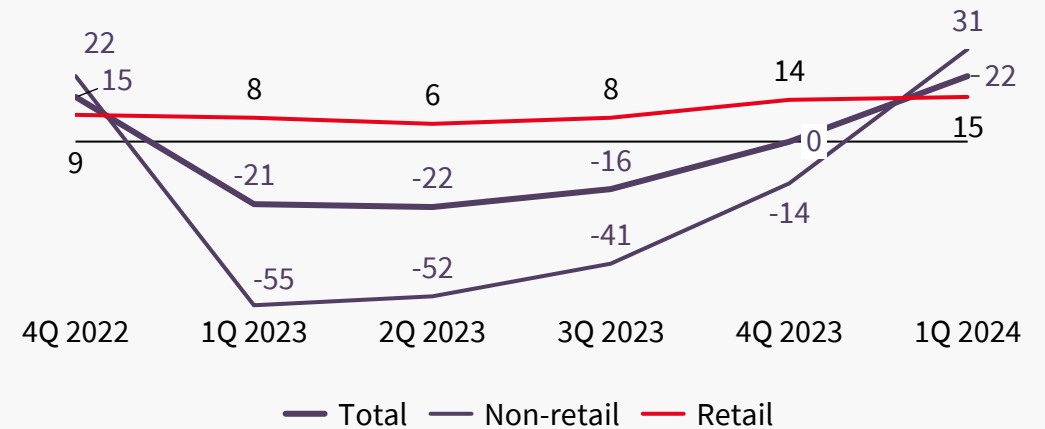
- higher inflows into default for SME portfolios and
- watch-listing of a few clients

CZK 169 million net creation on retail exposures driven by

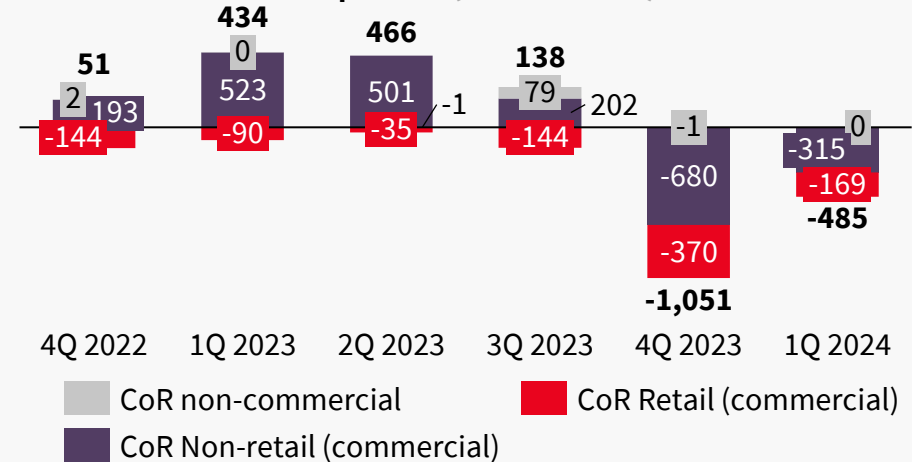
- continued higher default intensity for small business portfolios and consumer lending and
- higher transfers from S1 to S2 for small business portfolios

No reduction of the 2021-2022 inflation reserves in 1Q 2024

Total Cost of risk (Year-to-date, in basis points)



Total Cost of risk development (CZK million)



Agenda

Highlights as of 31 March 2024 and update on New Digital Bank

Macroeconomic environment

Business performance

Financial performance

Asset quality and cost of risk

Capital and dividends

Outlook for 2024

Appendix

Stable regulatory capital ratio safely above regulatory requirement

Total capital adequacy at 18.8% over the applicable Overall Capital Minimum of 16.9% effective from 1 April 2024

CET 1 ratio at 17.7% over the required 12.2% (minimum T1 at 14.2%)

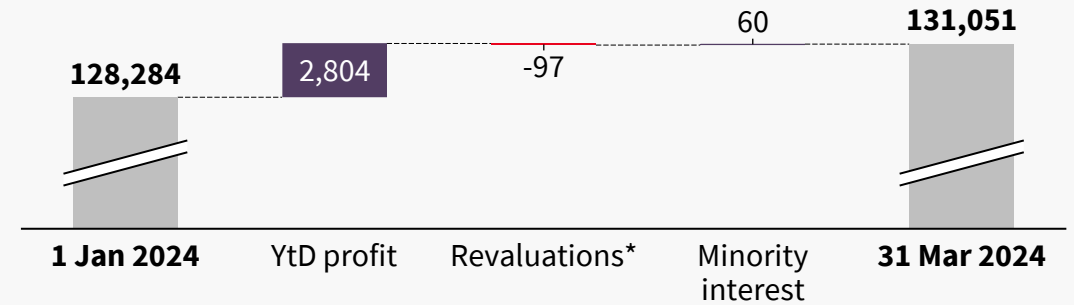
Amount of Tier 2 capital as of 31 March 2024 represented 1.1% of RWA, in comparison with the space allowed by regulation of 2.6%

By 31 March 2024, KB has taken EUR 2,400 million of senior non-preferred loans in order to fulfil MREL requirement in effect from 1 January 2024

MREL adequacy at 29.6% (vis-à-vis 21.2% MREL requirement as of 31 March 2024, 27.7% total (MREL+CBR) requirement (27.5% as from 1 April 2024))

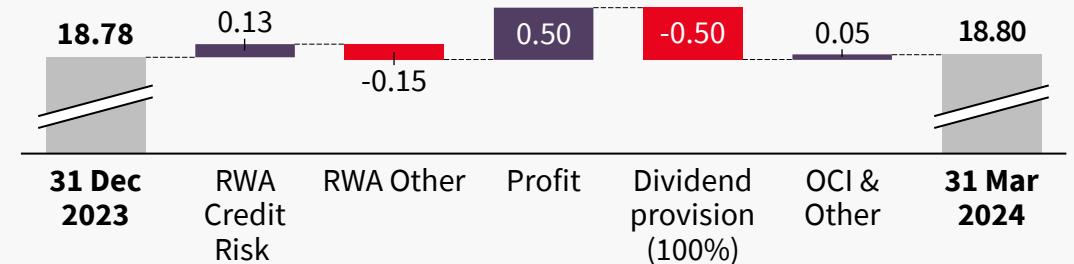
	31-Mar-23	31-Dec-23	31-Mar-24
Total capital adequacy	19.8%	18.8%	18.8%
Core Tier 1 ratio	19.2%	17.7%	17.7%
Total capital (CZK billion)	103.8	105.9	106.2
CET1 capital (CZK billion)	100.9	99.7	99.8
Total RWA (CZK billion)	525.0	563.9	564.6
Credit RWA (CZK billion)	429.1	452.3	448.7
RWA / Total assets	36.7%	37.2%	35.0%

Contributions to shareholders' equity in 1Q 2024 (CZK million)



* Re-measurement of securities, cash flow hedges, FX positions, pension benefits and equity stakes in associates

Contributions to capital adequacy ratio for 1Q 2024 (%)



Agenda

Highlights as of 31 March 2024 and update on New Digital Bank

Macroeconomic environment

Business performance

Financial performance

Asset quality and cost of risk

Capital and dividends

Outlook for 2024

Appendix

Assumptions and outlook for 2024

The text below updates and replaces outlook for 2024 first presented alongside release of KB's full year 2023 results on 8 February 2024. Investors are advised to consider high level of uncertainty and risks when formulating their investment decisions based on expectations provided below.

Macro-economic assumptions

- Czech economy expected to grow marginally in 2023. A gradual recovery in household consumption should be underpinned by renewed growth in real wages. Government and business investments should grow, supported by EU funds and lower interest rates. Net export may contribute negatively.
- Rapid disinflation to continue, inflation to oscillate around CNB's 2% target. CNB's repo rate expected to fall to 3.5% by the end of 2024

Banking market outlook

- Lending market to grow at a mid-single-digit pace, both in retail and corporate segments, with relatively faster unsecured consumer lending
- Bank deposits market should grow at mid-single-digits pace overall, slower year on year due to recovery in consumption and investments

KB business outlook

- Group's lending should grow at mid-single-digit rate. Housing loans should grow at mid-single-digits supported by lower interest rates. Consumer lending to increase at high-single-digits. Corporate lending should expand at mid-single digit rate
- Total deposits expected to expand at mid-single-digit pace overall with relatively faster pace in retail. Current account volumes to start recovering
- Implementation of KB 2025 strategy, accelerating migration of retail clients, gradual refocusing of development capacities to new digital bank for corporate clients, further centralisation of operating and business functions across KB Group

KB financial outlook

- Revenues should improve at a low- to mid-single-digit rate compared to 2023 level, with positive contribution from NII, NFC as well as NPFO driven by growing volume of business
- OPEX to grow more slowly than revenues. Continuing optimisation of operations, increase in average salaries by 4.5%, lower contributions to Resolution and Deposit Insurance funds, growing amortisation charge reflecting digitalisation investments
- Risk profile in 2024 to be influenced by multiple positive and negative factors, cost of risk for the full year 2024 expected to remain below the expected 20-30 bps through-the-cycle range

Potential risks to the outlook

- Further escalation of war in Ukraine; Shocks in external demand, supply chains, interest or FX rates, monetary or fiscal policy

Agenda

Highlights as of 31 March 2024 and update on New Digital Bank

Macroeconomic environment

Business performance

Financial performance

Asset quality and cost of risk

Capital and dividends

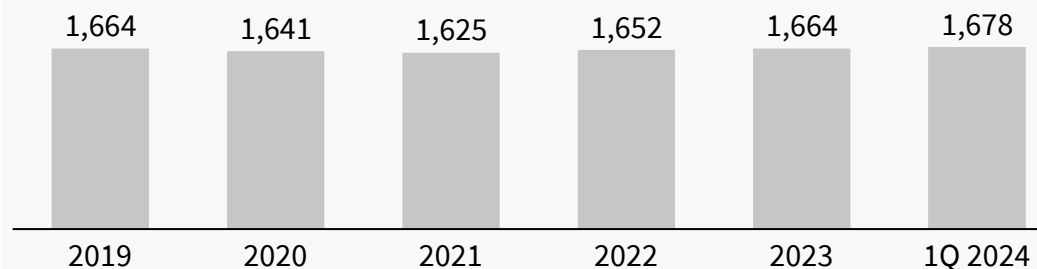
Outlook for 2024

Appendix

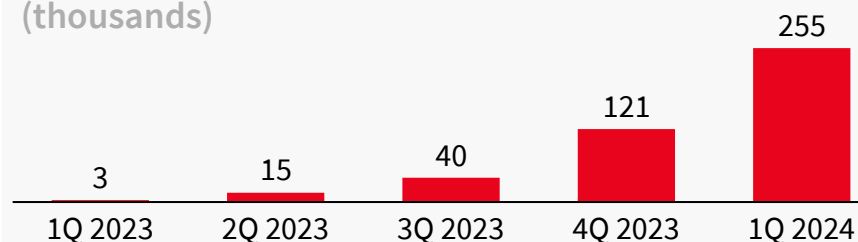
Number of clients and distribution network

	31-Mar-23	31-Mar-24	YoY
Number of clients			
KB Group's clients	2,232,000	2,195,000	-37,000
Komerční banka	1,656,000	1,678,000	22,000
– individual clients	1,412,000	1,436,000	23,000
– New Digital Bank clients	n.a.	255,000	n.a.
– internet banking clients	1,523,000	1,552,000	29,000
– mobile banking clients	1,169,000	1,297,000	128,000
Modrá pyramida	451,000	418,000	-34,000
KB Penzijní společnost	500,000	463,000	-37,000
ESSOX (Group)	133,000	116,000	-16,000
Distribution network			
KB Retail branches	217	212	-5
KB Poradenství outlets	n.a.	186	n.a.
SGEF branches	9	9	0
ATMs (KB network)	855	792	-63
of which deposit-taking	533	505	-28
of which contactless	662	722	60
ATMs (Total shared network)	2,052	1,979	-73
Number of active debit cards	1,490,000	1,520,000	30,000
Number of active credit cards	202,000	221,000	18,000

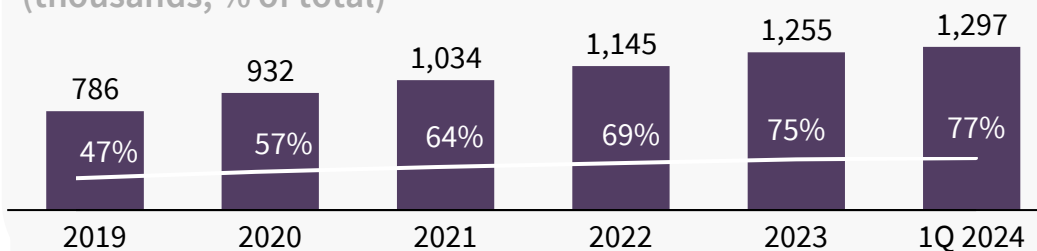
Number of bank clients (thousands, CZ)



KB New Digital Bank clients (thousands)



KB Mobile banking clients (thousands, % of total)



Income statement

(CZK million, unaudited)	1Q 2023	4Q 2023	1Q 2024	YoY	QoQ
Net interest income	6,349	6,276	6,276	-1.1%	0.0%
Net fee & commission income	1,515	1,817	1,589	4.9%	-12.5%
Net profit of financial operations	1,000	993	838	-16.2%	-15.6%
Dividend and other income	93	115	119	28.0%	3.5%
Net banking income	8,958	9,200	8,822	-1.5%	-4.1%
Personnel expenses	-1,944	-2,114	-2,131	9.6%	0.8%
General admin. expenses (excl. regulatory funds)	-1,102	-1,292	-1,018	-7.6%	-21.2%
Resolution and similar funds	-1,166	-8	-753	-35.4%	>100%
Depreciation, amortisation & impairment of op. assets	-795	-895	-902	13.5%	0.8%
Total operating expenses	-5,007	-4,308	-4,804	-4.1%	11.5%
Operating profit	3,951	4,892	4,018	1.7%	-17.9%
Cost of risk	432	-1,051	-485	+/-	-53.9%
Net operating income	4,384	3,840	3,533	-19.4%	-8.0%
Income from share of associated companies	62	122	69	11.3%	-43.4%
Net profit/(loss) on subsidiaries and associates	0	0	-43	n.a.	n.a.
Net profits on other assets	-1	-81	-30	>100%	-63.0%
Profit before income taxes	4,444	3,883	3,530	-20.6%	-9.1%
Income taxes	-833	-595	-669	-19.7%	12.4%
Net profit	3,611	3,288	2,861	-20.8%	-13.0%
Profit attributable to the Non-controlling owners	50	28	56	12.0%	100.0%
Profit attributable to the Group's equity holders	3,561	3,259	2,804	-21.3%	-14.0%

Balance sheet

(CZK million, unaudited)	31-Mar-23	31-Dec-23	31-Mar-24	YoY rel.	YoY abs.	Ytd rel.	Ytd abs.
Assets	1,431,062	1,516,302	1,614,499	12.8%	183,437	6.5%	98,197
Cash and current balances with central bank	16,967	12,835	23,044	35.8%	6,077	79.5%	10,209
Loans and advances to banks	339,065	411,644	493,726	45.6%	154,661	19.9%	82,082
Loans and advances to customers (net)	788,248	833,542	838,935	6.4%	50,687	0.6%	5,393
Securities and trading derivatives	238,118	217,484	217,961	-8.5%	-20,157	0.2%	477
Other assets	48,664	40,798	40,833	-16.1%	-7,831	0.1%	35
Liabilities and shareholders' equity	1,431,062	1,516,302	1,614,499	12.8%	183,437	6.5%	98,197
Amounts due to banks	82,094	105,694	100,592	22.5%	18,498	-4.8%	-5,102
Amounts due to customers	1,079,799	1,127,228	1,228,555	13.8%	148,756	9.0%	101,327
Securities issued	11,832	12,431	12,713	7.4%	881	2.3%	282
Subordinated and senior non preferred debt	37,713	64,560	66,070	75.2%	28,357	2.3%	1,510
Other liabilities	91,378	78,106	75,518	-17.4%	-15,860	-3.3%	-2,588
Total equity	128,246	128,284	131,051	2.2%	2,805	2.2%	2,767
o/w Minority equity	3,279	3,226	3,286	0.2%	7	1.9%	60

Capital & profitability indicators

(year-to-date, IFRS 9)	Reported			Adjusted for IFRIC 21 linearisation*	
	31-Mar-23	31-Dec-23	31-Mar-24	31-Mar-23	31-Mar-24
Capital adequacy	19.8%	18.8%	18.8%		
Tier 1 ratio = Core Tier 1 ratio	19.2%	17.7%	17.7%		
Risk weighted assets for credit risk (CZK billion)	429.1	452.3	448.7		
Net interest margin, annualised	2.0%	1.9%	1.7%		
Loan (net) / deposit ratio (excl. repo with clients)	80.5%	82.8%	79.9%		
Cost / income ratio	55.9%	47.8%	54.5%	46.1%	48.1%
Return on average equity (ROAE), annualised	11.6%	12.7%	8.9%	13.8%	10.3%
Return on average Tier 1 capital	14.3%	15.7%	11.2%	17.1%	13.1%
Return on average tangible equity (ROTE)	12.9%	14.2%	10.0%	15.4%	11.6%
Return on average assets (ROAA), annualised	1.0%	1.1%	0.7%	1.2%	0.8%
Earnings per share (CZK), annualised	75	83	59	90	69
Average number of employees during the period	7,541	7,551	7,563		

1Q 2024 Cost of risk structure

Key components	Contribution to 1Q 2024 CoR (bps)
Non-retail NPL portfolio	7 bps
Retail NPL portfolio	2 bps
Non-retail performing portfolio (Stage 1 & 2)	7 bps
Retail performing portfolio (Stage 1 & 2)	6 bps
Total	22 bps

Business performance of subsidiaries (1/2)

	1Q 2023	1Q 2024	YoY
Modrá pyramida (100%)			
<i>building savings & loans company</i>			
Volume of new loans (CZK million)	2,069	2,180	5%
Volume of total loans (gross, CZK million)	86,542	93,713	8%
Volume of deposits (CZK million)	54,174	51,348	-5%
Number of clients	451,302	418,453	-7%
Average number of FTEs	347	577	66%
KB Penzijní společnost (100%)			
<i>manager of pension funds</i>			
Number of new contracts	13,135	8,554	-35%
Number of clients	499,840	462,792	-7%
Assets under management (CZK million)	73,318	74,118	1%
of which in Transformed fund	56,260	49,882	-11%
Average number of FTEs	49	51	4%
ESSOX (50.93%)			
<i>non-bank consumer lender and car financing company</i>			
Volume of total loans (gross, CZK million)	19,181	20,569	7%
Number of active clients	132,602	116,275	-12%
Average number of FTEs	350	338	-4%

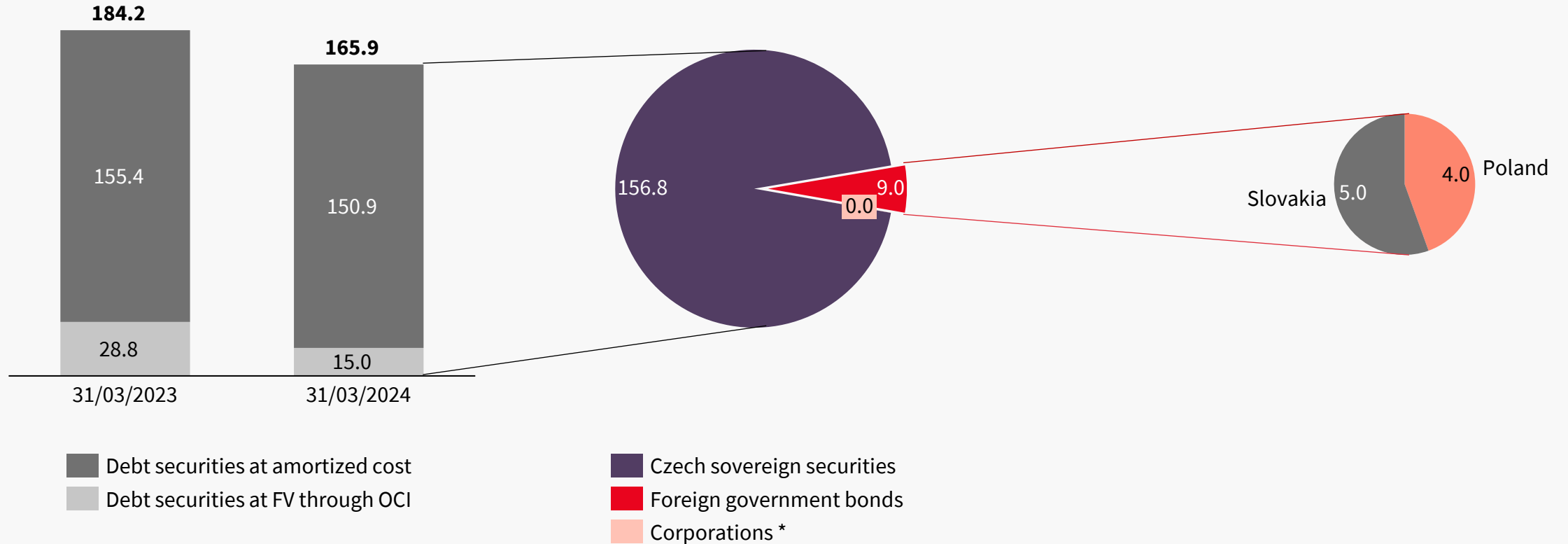
Business performance of subsidiaries (2/2)

	1Q 2023	1Q 2024	YoY
Factoring KB (100%)			
<i>factoring company</i>			
Factoring turnover (CZK million)	17,329	15,906	-8%
Volume of total financing (gross, CZK million)	9,006	8,765	-3%
Average number of FTEs	40	1*	-98%
KB Pojišťovna (49%)			
<i>universal insurance company</i>			
Volume of technical reserves - Savings (CZK million)	45,447	46,674	3%
Gross written premium (CZK million)	2,089	2,153	3%
of which in life insurance	1,746	1,755	0%
of which in non-life insurance	343	399	16%
Average number of FTEs	259	279	8%
SGEF Czech Republic (50.1%)			
<i>provider of asset-backed financing in Czechia and Slovakia</i>			
Volume of new financing (CZK million)	3,765	3,342	-11%
Volume of total financing (gross, CZK million)	31,517	34,739	10%
Average number of FTEs	141	143	1%

* Influenced by outsourcing of Factoring KB functions into Komerční banka

Debt securities portfolio in the banking book

(CZK billion)



Note: * Debt securities excl. debt securities issued by KB corporate clients

MREL status, Tier 2

As of 31 March 2024, KB Group has to fulfil MREL requirement at 21.2% of the consolidated TRE and 5.91% of TE. In addition to the MREL, KB Group must fulfil the combined capital buffer requirement (CBR, at 6.5 % as of 31 March 2024, at 6.25% as from 1 April 2024)

In Single Point of Entry concept applied in SG Group, KB met its additional requirements from MREL (recapitalisation amount) by taking senior non-preferred loans from Société Générale

The Czech entities within the SG resolution group are KB and Modrá pyramida

Senior non-preferred loans as of 31 March 2024

Issue	Principal	Call option date*	Interest rate (ACT/360)
27-Jun-22	EUR 250m	28-Jun-27	3M Euribor + 2.05%
21-Sep-22	EUR 250m	21-Sep-26	1M Euribor + 1.82%
21-Sep-22	EUR 250m	21-Sep-29	1M Euribor + 2.13%
9-Nov-22	EUR 250m	10-Nov-25	1M Euribor + 2.05%
9-Nov-22	EUR 250m	9-Nov-27	1M Euribor + 2.23%
9-Nov-22	EUR 250m	9-Nov-28	3M Euribor + 2.28%
15-Jun-23	EUR 250m	15-Jun-26	3M Euribor + 1.70%
15-Jun-23	EUR 200m	15-Jun-28	3M Euribor + 2.01%
28-Nov-23	EUR 250m	30-Nov-26	3M Euribor + 1.51%
28-Nov-23	EUR 200m	29-Nov-27	3M Euribor + 1.61%

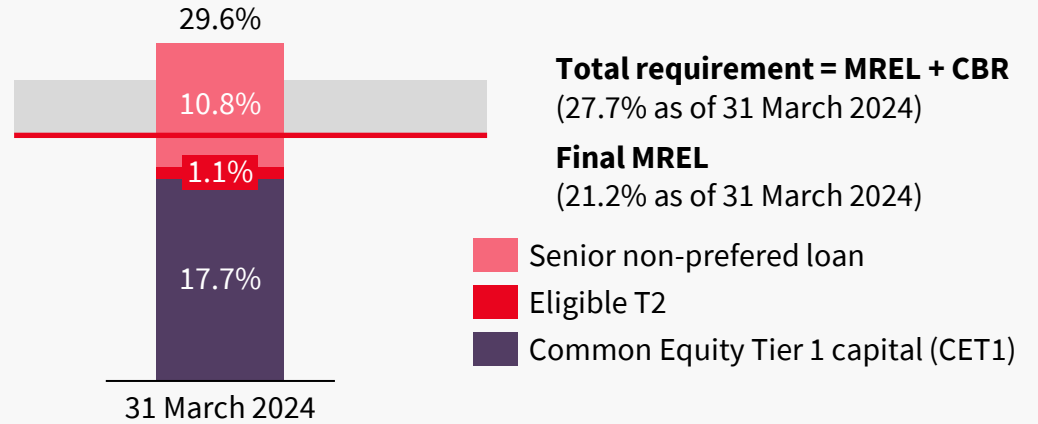
* Maturity date is one year after the call option exercise date.

Subordinated debt as of 31 March 2024

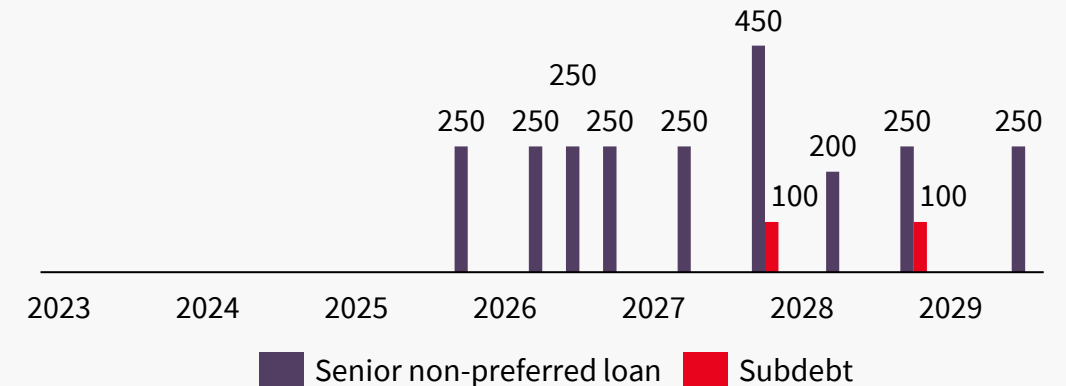
Issue	Principal	Call option date*	Interest rate (ACT/360)
10-Oct-22	EUR 100m	11-Oct-27	3M Euribor + 3.79%
29-Nov-23	EUR 100m	29-Nov-28	3M Euribor + 2.82%

* Maturity date is five years after the call option exercise date

Own funds and eligible liabilities (for MREL)



Own funds and eligible liabilities (for MREL) call option schedule*



* Maturity date is one year after the call option exercise date and in the case of subordinated debt five years after the call option exercise date

Capital requirements development 2023 - 2024

As from	01/01/2023	01/04/2023	01/07/2023	01/10/2023	01/01/2024	01/04/2024
Own funds	8.00%	8.00%	8.00%	8.00%	8.00%	8.00%
O-SII	2.00%	2.00%	2.00%	2.00%	2.00%	2.00%
Conservation buffer	2.50%	2.50%	2.50%	2.50%	2.50%	2.50%
Countercyclical buffer*	2.00%	2.50%	2.25%	2.00%	2.00%	1.75%
Pilar 2	2.90%	2.90%	2.90%	2.90%	2.60%	2.60%
Total capital requirement	17.40%	17.90%	17.65%	17.40%	17.10%	16.85%
Core Tier 1 requirement	12.63%	13.13%	12.88%	12.63%	12.46%	12.21%
Tier 1 requirement	14.68%	15.18%	14.93%	14.68%	14.45%	14.20%
SREP (own funds + Pilar 2)	10.90%	10.90%	10.90%	10.90%	10.60%	10.60%

* on Czech exposures

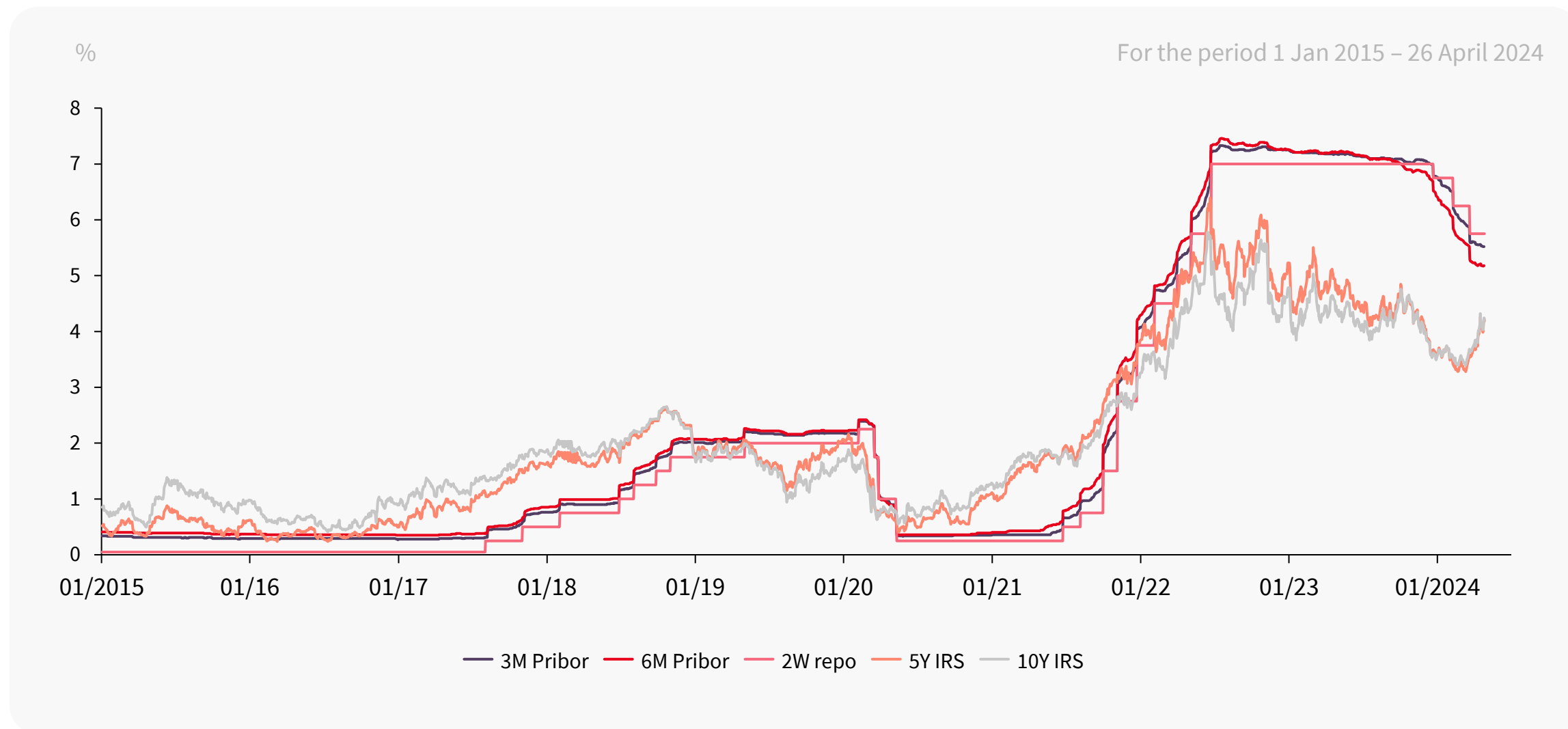
Macroeconomic environment – Czechia

Macroeconomic Indicators	2018	2019	2020	2021	2022	2023	2024*	2025*
Real GDP (% , average)	3.2	3.0	-5.5	3.6	2.4	-0.2	1.4	2.3
Inflation (% , average)	2.2	2.9	3.3	3.8	15.1	10.8	2.1	1.8
Household consumption (% , average)	3.3	2.6	-7.4	4.2	-0.6	-3.1	2.7	4.9
Unemployment (% , av., ILO meth.)	2.2	2.0	2.5	2.8	2.2	2.6	2.6	2.4
M2 (% , average)	5.3	6.9	10.0	9.6	5.3	7.4	8.4	5.4
3M PRIBOR (% , average)	1.3	2.1	0.9	1.1	6.3	7.1	5.2	3.8

Potential of the market **	2018	2019	2020	2021	2022	2023	2024*	2025*
Loans / GDP (year-end)	59.6	63.0	63.0	60.0	59.3	60.8	62.2	62.9
Deposits / GDP (year-end)	81.8	90.4	90.1	86.3	91.1	93.4	94.5	94.5
Real estate loans / GDP (year-end)	23.0	25.1	26.1	24.6	23.7	24.2	24.6	24.8
Household loans / GDP (year-end)	28.5	30.9	31.9	30.2	29.2	29.9	30.6	30.8
Corporate loans / GDP (year-end)	31.1	32.1	31.1	29.8	30.0	30.9	31.6	32.1

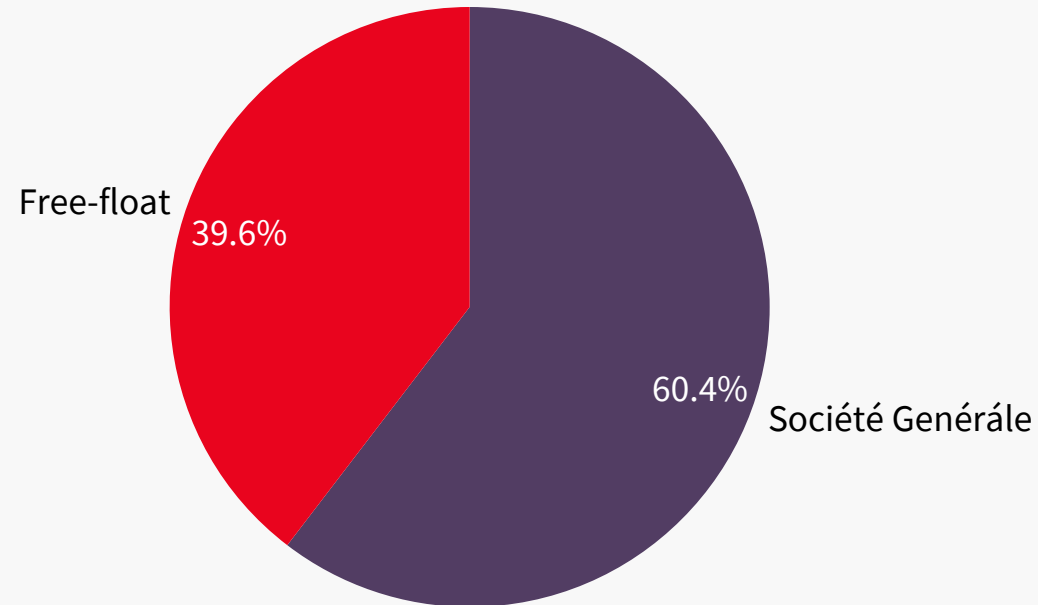
* KB estimate; ** Banking sector

Interest rates evolution



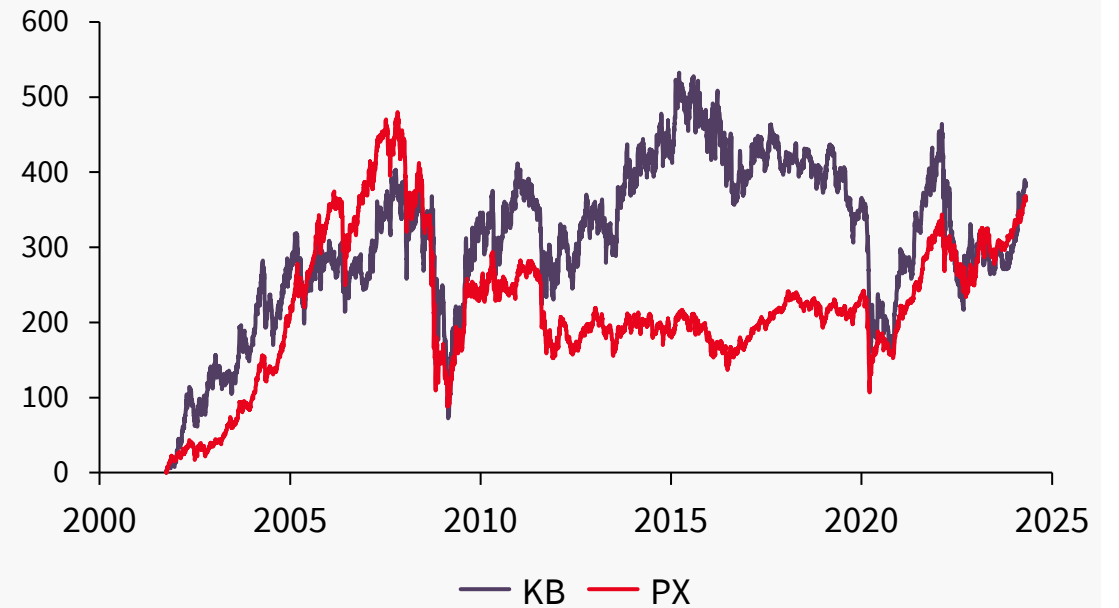
KB - #1 listed Czech bank

Shareholder structure




Development of KB share price and PX index

(1 January 2001 – 26 April 2024)



- The number of shareholders comprised 74,415 corporate entities and private individuals as of 31 March 2024
- Of the Bank's total share capital of CZK 19,004,926,000 divided into 190,049,260 shares with a nominal value of CZK 100 each, Société Générale S.A. held 60.35%
- KB held 1,193,360 own shares in treasury, representing 0.63% stake on registered capital



Investor relations

Komerční banka, a.s.

Na Příkopě 33, 114 07 Prague 1

Email: investor_relations@kb.cz

Tel.: +420 955 532 156, +420 955 532 734

Internet: www.kb.cz/investors

Twitter: @KB_investors

Reuters: BKOM.PR

Bloomberg: KOMB CP

